

## X. EXHIBITS

### EXHIBIT A.01 - ATP Tour Official Tournament Stamps



### EXHIBIT A.02 - Size Relationships - Men Only Events



**Size Relationship:** Tournament Logo  
MUST be a minimum of 60% of the surfaced area of the tournament logo



**Size Relationship:** Tournament Title  
MUST be a minimum of 60% of the surface area of the tournament title

## X. EXHIBITS

### EXHIBIT A.03 - Size Relationship - Combined Events



**Size Relationship:** WTA Tour Logo  
MUST be the same visual size (cover the same surface area)



**Size Relationship:** Tournament Logo  
MUST be at a minimum, equal size to the WTA logo or 30% of the surface area of the tournament logo, whichever is greater.



**Size Relationship:** Tournament Title  
MUST be at a minimum, equal size to the WTA logo or 30% of the surface area of the tournament title, whichever is greater.

# X. EXHIBITS

## EXHIBIT A.04 - Positioning



MUST be placed closest to the tournament logo of tournament title, away from sponsor logos. NEVER add to sponsor logo strips

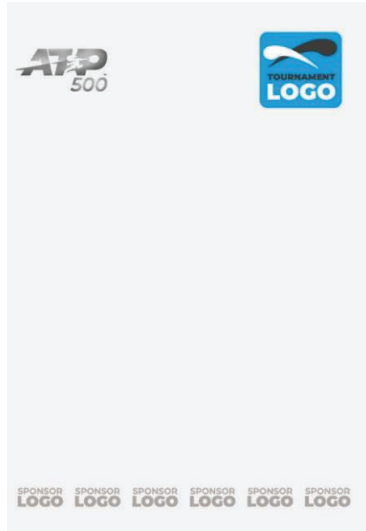
**X. EXHIBITS**

**EXHIBIT A.05 - Exclusion Area**



## X. EXHIBITS

### EXHIBIT A.06.1 - Acceptable & Unacceptable uses - Men Ony



#### DO

place the ATP Tour Official Tournament Stamp closest to the tournament logo. Ensure it is at least 60% of the surface area of the tournament logo and is positioned away from sponsor logos, federation names or any other brand mark




#### DO

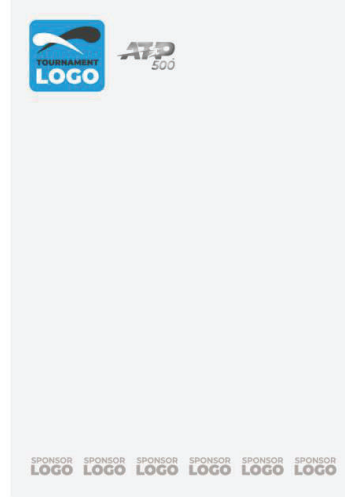
place the ATP Tour Official Tournament Stamp closest to the tournament title when it is used larger than, or in place of the tournament logo. Ensure it is at least 60% of the surface area of the tournament title and is positioned away from the sponsor logos, federation names or any other brand mark.

# X. EXHIBITS

## EXHIBIT A.06.2 - Acceptable & Unacceptable Uses - Men Only



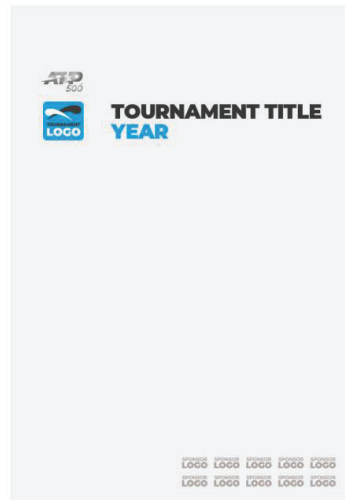
**DO NOT**  
apply rules to the smallest tournament logo or tournament title on this page.



**DO NOT**  
make the ATP Tour Official Tournament Stamp smaller than 60% of the tournament logo or tournament title



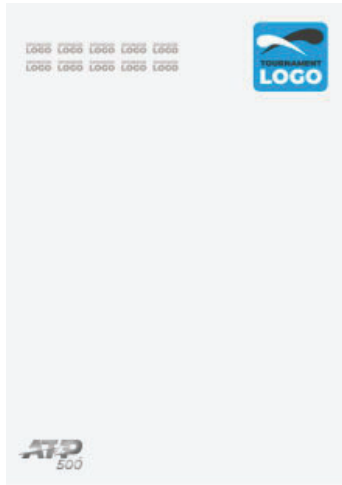
**DO NOT**  
omit the ATP Tour official Tournament Stamp when using a tournament title in place of a tournament logo.




**DO NOT**  
apply rules to the smallest tournament logo or tournament title when both are used on a page. The 60% applies to the greater of the two.

# X. EXHIBITS


## EXHIBIT A.06.3 - Acceptable & Unacceptable Uses - Men only




**DO NOT**  
place sponsor logos closest to the tournament logo or tournament title



**DO NOT**  
place the ATP Tour Official Tournament Stamp alongside sponsor logos or add it to sponsor logo strips




**DO NOT**  
make the ATP Tour Official Tournament Stamp smaller than 60% of the surface area of the tournament logo or tournament title



**DO NOT**  
break the exclusion area for sponsor logos


## X. EXHIBITS

### EXHIBIT A.06.4 Acceptable & Unacceptable Uses - Combined



#### DO

place the ATP Tour Official Tournament Stamp closest to the tournament logo. The ATP Tour Official tournament stamp must be at a minimum, equal size to the WTA logo or 30% of the surface area of the tournament logo, whichever is greater. Position away from sponsor logos, federation names or any other brand mark.




#### DO

place the ATP Tour Official Tournament Stamp closest to the tournament title when it is used larger than, or in place of, the tournament logo. The ATP Tour Official Tournament Stamp must be at a minimum equal size to the WTA logo or 30% of the surface area of the tournament title, whichever is greater. Position away from sponsor logos, federation names or any other brand mark.




# X. EXHIBITS

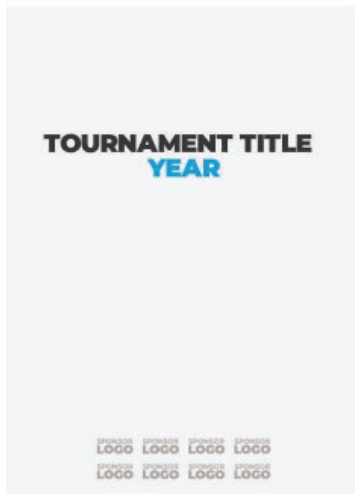
## EXHIBIT A.06.5 Acceptable & Unacceptable Uses - Combined




**DO NOT**  
apply rules to the smallest tournament logo or tournament title on the page



**DO NOT**  
make the ATP Tour Official Tournament Stamp smaller than 30% of the surface area of the tournament logo




**DO NOT**  
omit the ATP Tour Official Tournament Stamp when using a tournament title in place of a tournament logo



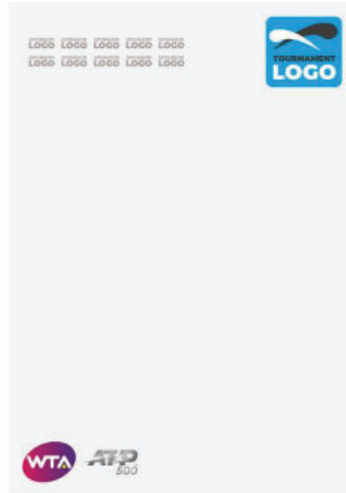
**DO NOT**  
apply rules to the smallest tournament logo or tournament title when both are used on the page. 30% rule applies to the greater of the two

# X. EXHIBITS


## EXHIBIT A.06.6 - Acceptable & Unacceptable Uses - Combined




**DO NOT**  
 place the ATP Tour Official  
 Tournament Stamp alongside sponsor  
 logos or add it to sponsor logo strips.



**DO NOT**  
 make the WTA Tour logo visually larger  
 than the ATP Tour Official Tournament  
 Stamp. **DO NOT** place sponsor logos  
 closer to the tournament logo or  
 tournament title



**DO NOT**  
 break the exclusion area for sponsor  
 logos.



**DO NOT**  
 make the size of the ATP Tour Official  
 Tournament Stamp smaller than 30% of  
 the surface area of the tournament logo  
 tournament title.

## X. EXHIBITS

### EXHIBIT A.07 - Website Exhibit



### EXHIBIT A.08 - Scoreboards / Draw Boards

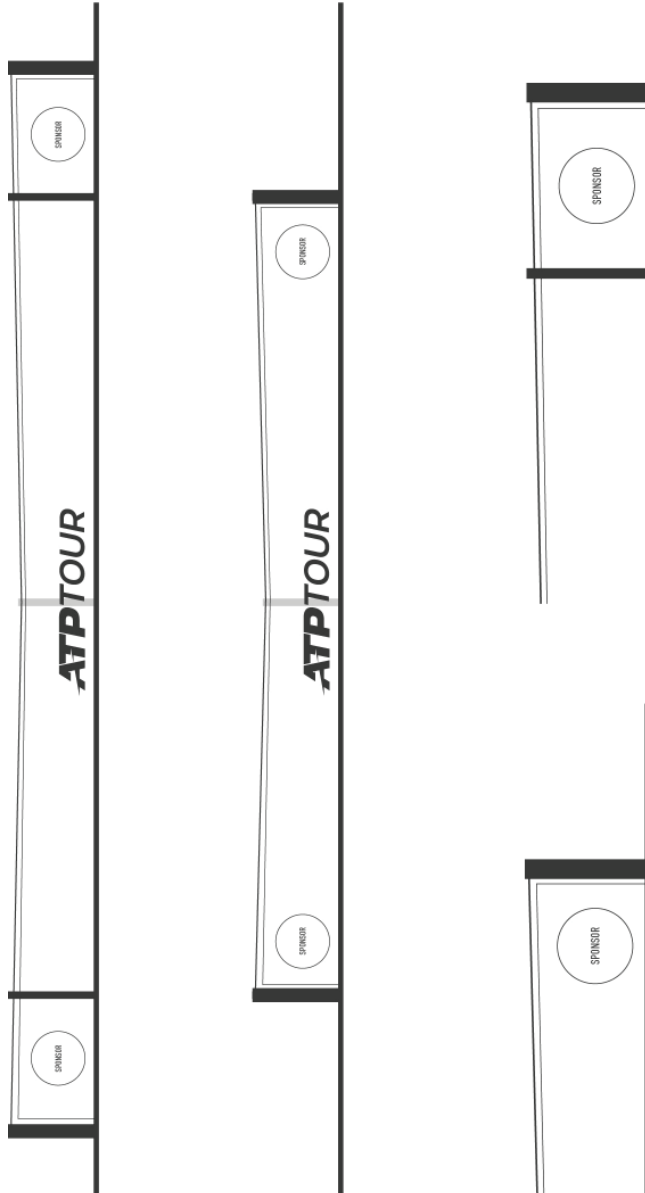


## X. EXHIBITS

### EXHIBIT A.09 - Electronic Devices



**X. EXHIBITS**  
**EXHIBIT A.10 - Nets / Net Signage**



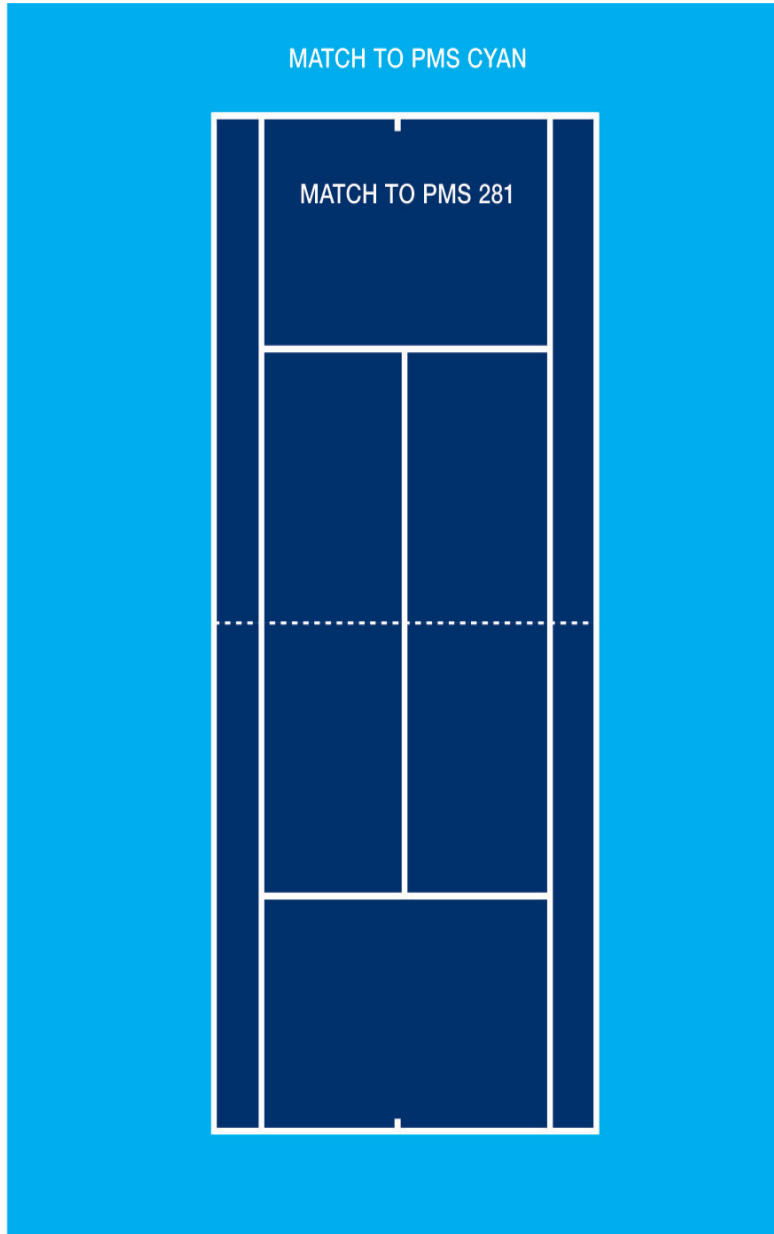
# X. EXHIBITS

## EXHIBIT A.11 - Media Backdrop



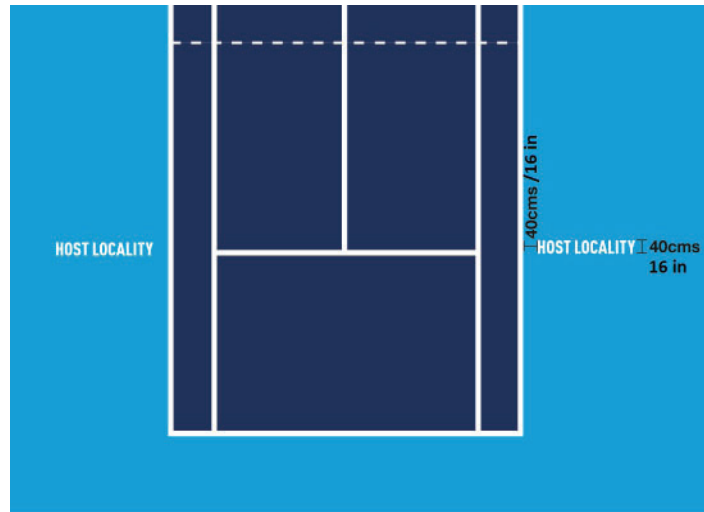
## X. EXHIBITS

### EXHIBIT A.12 - Court Surface Color

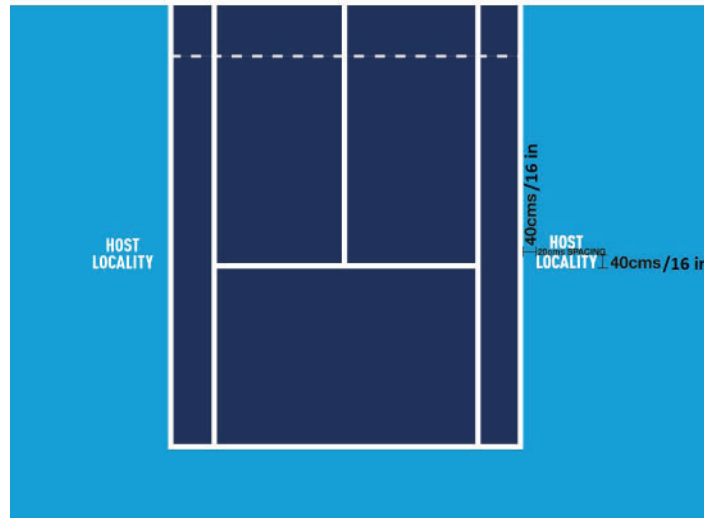


## X. EXHIBITS

### EXHIBIT A.13.1 - Court Host Locality - Option 1 - Hard Court



One Line

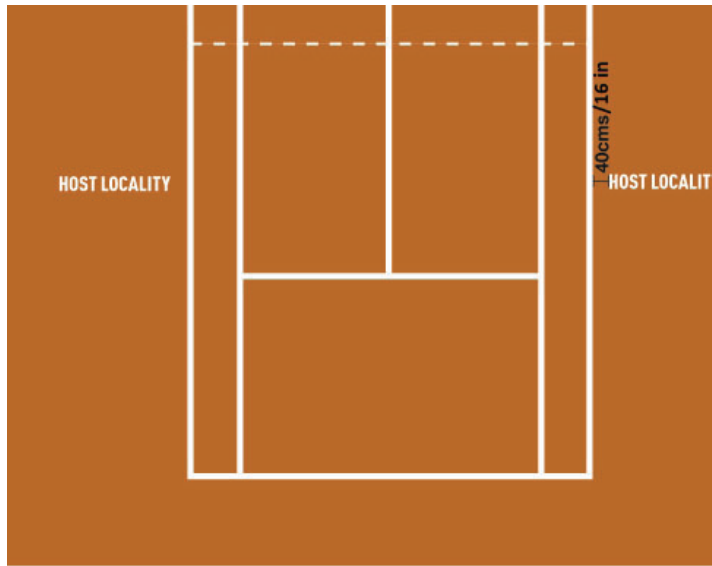


Two Lines

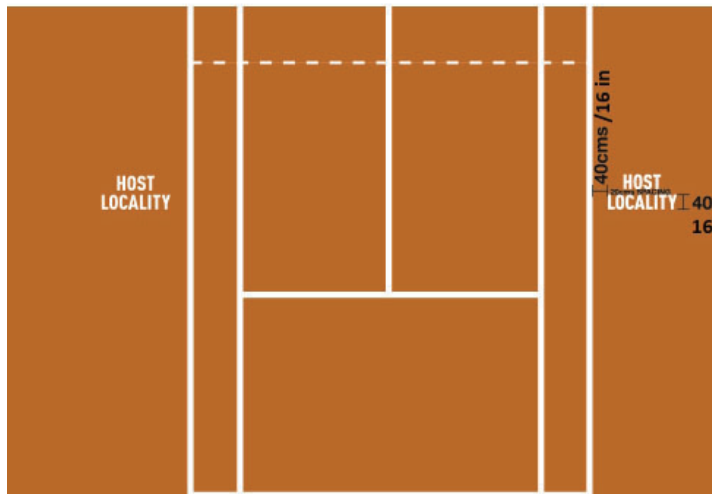


# X. EXHIBITS

## EXHIBIT A.13.1 - Court Host Locality - Option 1 - Clay Court

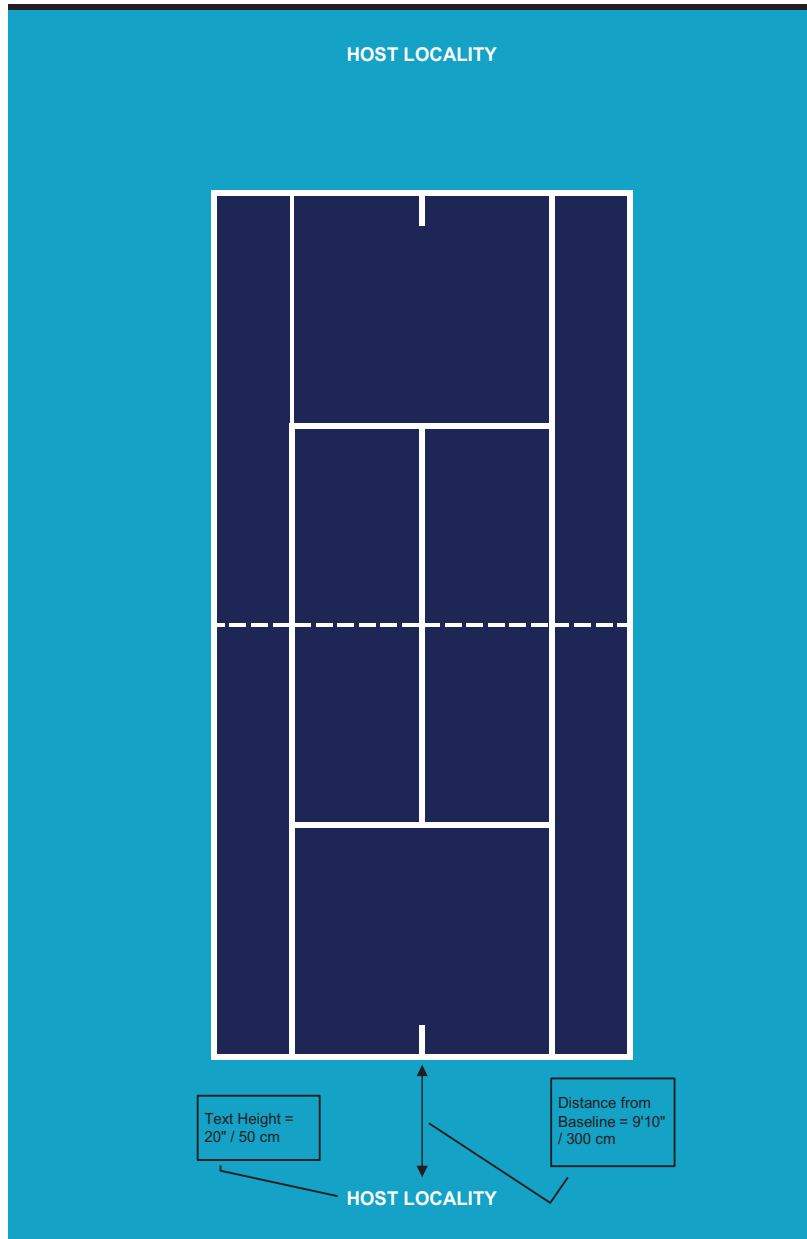


One Line



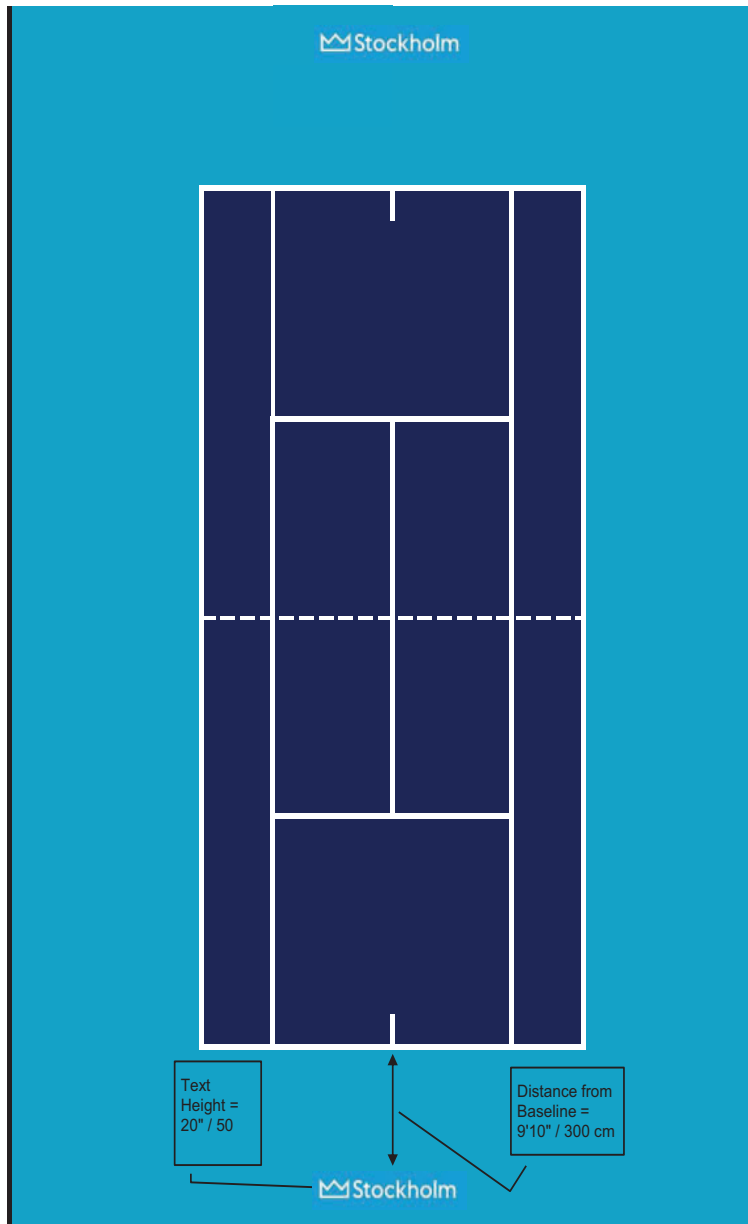
# X. EXHIBITS

## EXHIBIT A.13.2 - Court Host Locality - Option 2 - Text



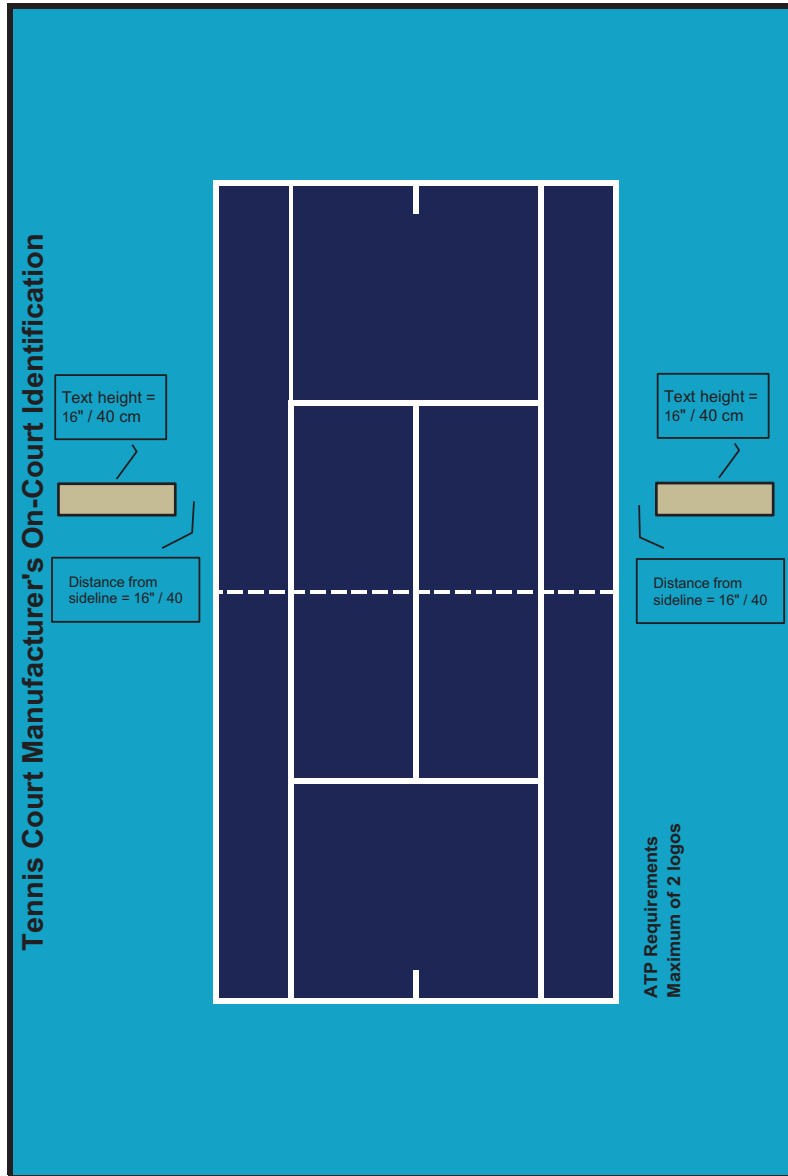
# X. EXHIBITS

## EXHIBIT A.13.2 - Court Host Locality - Option 2 - Logo




# X. EXHIBITS

## EXHIBIT A.13.3 - ATP Challenger Tour Court Surface ID



# X. EXHIBITS

## EXHIBIT A.14 - Court Backdrops



## X. EXHIBITS

### EXHIBIT A.15 - ATP Challenger Tour Brand Mark



Positive



Negative

### EXHIBIT A.16 - ATP Challenger Tour Website



# X. EXHIBITS

## EXHIBIT A.17. ATP Challenger Tour Court Backdrops



## **X. EXHIBITS**

### **EXHIBIT B - ATP Tour Logo**

#### **ATP Tour Trademark and Logo (Terms and Conditions)**

In addition to Exhibit A, the following are the terms and conditions for the use of any ATP Tour trademark or logo (collectively referred to herein as the "ATP Logo"). Only ATP Tour tournaments referred to in CIRCUIT REGULATIONS shall be permitted to use the ATP Logo. ATP Challenger Tour tournaments are authorized to use only the ATP Challenger Tour Logo (collectively referred to herein as the "Challenger Logo") (see Exhibit A).

- 1) Each tournament acknowledges that ATP has created the ATP Logo and has used the ATP Logo on and in connection with the promotion of the sport of tennis, recreational facilities, tennis videos, sporting goods, clothing, various printed matter, and other officially licensed products and merchandise, and have sought worldwide trademark registration for same and, through the use of the ATP Logo, ATP has developed goodwill associated with the ATP Logo.
- 2) Subject to the terms and conditions set forth herein, ATP hereby authorizes each tournament, by this license, to use the ATP Logo (and the applicable 1,000, 500 or 250 Tournament Stamp) or Challenger Logo, as applicable, in connection with the advertising and promotion of such tournament. This authorization and license shall (i) in the case of each ATP Tour tournament, be subject to such ATP Tour tournament remaining a member in good standing of ATP as well as compliance with the other terms and conditions set forth herein, and (ii) in the case of each ATP sanctioned tournament or event, including ATP Challenger Tour events, be subject to such tournament maintaining its sanction with ATP in good standing as well as compliance with the other terms and conditions set forth herein. Such license will be limited to written advertising and publicity, such use being for the sole purpose of identifying a tournament as an ATP Tour or Challenger Tour tournament and will not extend to any use that exploits the ATP Logo or Challenger Logo in any other fashion or to the use of the ATP Logo or Challenger Logo on merchandising or products of any kind without the express written approval of ATP.
- 3) Use of the ATP Logo or Challenger Logo by a tournament shall be restricted to the advertising and promotion of such tournament. The use of the ATP Logo must be approved in advance by ATP.
- 4) The use of the ATP Logo or Challenger Logo by a tournament does not extend to use on merchandise or resold products without the express written approval of ATP, unless obtained through an official ATP licensee.
- 5) However, the ATP Logo or Challenger Logo may be used by a tournament to produce and sell tournament T-shirts and sweatshirts (not collared shirts) with the ATP Logo or Challenger Logo not to exceed four (4) square inches (26 sq. cm.). Express written approval is required from ATP if a tournament wants to produce these items itself. No approval is required if the T-shirts and sweatshirts are obtained from an approved ATP licensee.
- 6) Each tournament hereby acknowledges that ATP owns all rights, title and interest in and to the ATP Logo (and the applicable 1,000, 500 or 250 Tournament Stamp) and Challenger Logo and each tournament agrees it will do nothing inconsistent with such ownership nor attack ATP's title or interest in and to the ATP



## **X. EXHIBITS**

Logo or Challenger Logo other than the right to use the ATP Logo or Challenger Logo in accordance with this agreement.

- 7) Each tournament agrees that it will not file a trademark application or otherwise attempt to register the ATP Logo (and the applicable 1,000, 500 or 250 Tournament Stamp) or Challenger Logo, or any trademark or logo that may incorporate the ATP Logo or Challenger Logo, for any goods or services whatsoever. Each tournament shall promptly notify ATP of any infringement of the ATP Logo or Challenger Logo or any act of unfair competition by third parties relating to the ATP Logo or Challenger Logo, whenever such infringement or act shall come to the attention of a tournament.
- 8) Each tournament agrees that all goodwill that is or shall become associated with the ATP Logo or Challenger Logo shall be the sole property of ATP.
- 9) Each tournament agrees to use the ATP Logo or Challenger Logo strictly in compliance with and in observance of any and all applicable laws and strictly in accordance with ATP rules and regulations and guidelines and will take whatever steps are reasonably necessary to fully protect ATP's ownership of the ATP Logo and Challenger Logo, including, without limitation, such legends, markings and notices in connection therewith as may be required by ATP.
- 10) Each tournament agrees that such tennis tournament and related services identified in connection with the ATP Logo and Challenger Logo shall be of the highest quality and shall conform to the high standards and reputation of ATP. Each tournament acknowledges that the provisions of this paragraph are of the essence of this authorization and license.
- 11) If a tournament shall fail to perform or observe any term, condition, agreement, or covenant in this Exhibit B, ATP shall have the right to automatically terminate this authorization and license forthwith.

# X. EXHIBITS

## EXHIBIT C - Broadcast Standards

### Broadcast Quality Standards

#### 1) Tape Delay/Repeats

Tournaments may not license to domestic or international broadcasters the right to telecast any portion of any match more than 48 hours after the termination of that match, and not more than (3) times within that 48-hour period, unless written authorization is obtained in advance from ATP. Each repeated telecast during the same day must be scheduled in a different part of the day in the same time zone. In the case of any telecast that is not live, tournaments must ensure that broadcasters provide a continuously visible on-screen legend stating "Tape Delay".

The requirement in the above paragraph shall not apply to telecasts under the following situations.

- a) Less than five (5) minutes of continuous action (including time between points) or less than three (3) minutes of match highlights on any news or highlights program.
- b) If because of rain delay or other unavoidable cessation in play, the scheduled broadcast match is canceled, the 48-hour tape delay restriction will be lifted. Any previously recorded match from the current year's competition or last year's competition can be repeated as "filler" programming.

#### 2) Broadcaster's Responsibilities

Each tournament must incorporate the following terms within their Broadcaster contracts.

- a) Host Broadcaster and all International Broadcasters must graphically identify the broadcast with the ATP's logo at the commencement of each broadcast and during the broadcast no less than once an hour, each occurrence lasting no less than five (5) seconds, so as to make clear that the tournament being played is an official ATP event.
- b) Host Broadcaster must supply ATP, or ATP designee with one international dirty HDCam or DigiBeta of the final match or on a Portable Hard Drive with a USB 3.0 or FireWire 800 port (or a Beta SP if no other option). Recordings must be available to the ATP Vice President - Rules & Competition on-site immediately after signing off the air or sent to an ATP office promptly after the tournament.
- c) With respect to any live match scores or related statistical data provided to broadcaster by ATP, or its designee, or collected by broadcaster, such broadcasters shall agree (i) not to onward supply, sublicense or otherwise make such scores and data available to any third party for use not related to the broadcast, and (ii) to restrict their use of such scores and data to use on a contemporaneous basis within their live broadcast of any match; any other use shall be subject to a delay of at least :30 seconds.
- d) All tournament agreements with Host Broadcasters must comply with, and shall be subject to, all ATP rules as amended from time to time.

#### 3) Technical Requirements

Each tournament must incorporate the following technical terms within their Host Broadcaster contract. These conditions represent the minimum technical standards necessary to produce a quality broadcast.

## X. EXHIBITS

### Cameras

No less than five (5) cameras must be used on Center court (and no less than three [3] cameras on other courts)) for an acceptable tennis broadcast.

**Camera 1:** Tripod camera high up in the stands (Center Court line).

**Camera 2:** Tripod camera approximately three (3) rows lower than Camera 1 (Center Court line). (Example 1)

**Cameras 3 and 4:** Camera objective lens height approximately 1.00m (see attached charts for camera positions). Used for player close-ups for cutting into coverage and isos.

These cameras may be positioned on the same or opposite side from where the players sit down.

**Camera 5:** Low angle camera on court behind the baseline usually aligned with sideline (see attached chart, Camera Example 2)

Note: Cameras 1, 2, 3, and 4 need to be on secure tripods with fully rotating camera mounts, and remotely controlled irises.

### Lenses

Lenses for Camera 1 should be 18:1. Lenses for Cameras 2, 3, and 4 should be 50:1.

### Microphones

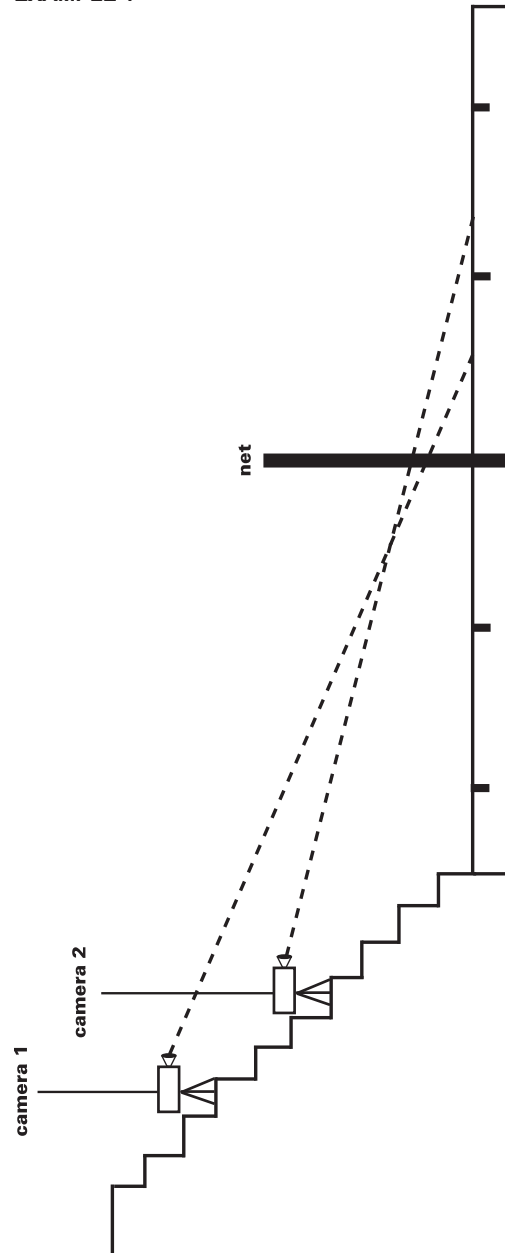
- 1) Four (4) corner court microphones must be positioned in the corners of the court and adjacent to Cameras 3 and 4.
- 2) At least one (1) microphone must be placed for purposes of picking up sound from the crowd.
- 3) One (1) microphone must be placed on the umpire's chair.

### Television Regulation Regarding Same Day Exclusivity

No tournament Class member shall be permitted to telecast or grant any telecaster the right to telecast, in any country in the territory of Europe, all or any portion of any tennis match on the same day as a tennis match from any ATP event that is being telecast in such country by a telecaster to which ATP has granted telecast rights, unless (x) such tournament Class member (i) is obligated to grant such rights pursuant to a binding agreement entered into prior to September 4, 1994, and furnished to the General Counsel of ATP pursuant to the ATP Board's resolution of September 4, 1994, or (ii) has received the written permission of the President, or (y) the telecast right granted by the tournament Class member is to a host broadcaster whose television signal is carried only in the country in which that member's tournament is conducted, subject to such reasonable "spillage" into other countries as may be approved by the President; provided, however, that the foregoing shall not limit the right of any tournament Class member to permit the telecast of up to three (3) minutes in the aggregate of any match in respect of any local, regional, national or international news or sports news programming.

# X. EXHIBITS

## EXAMPLE 1



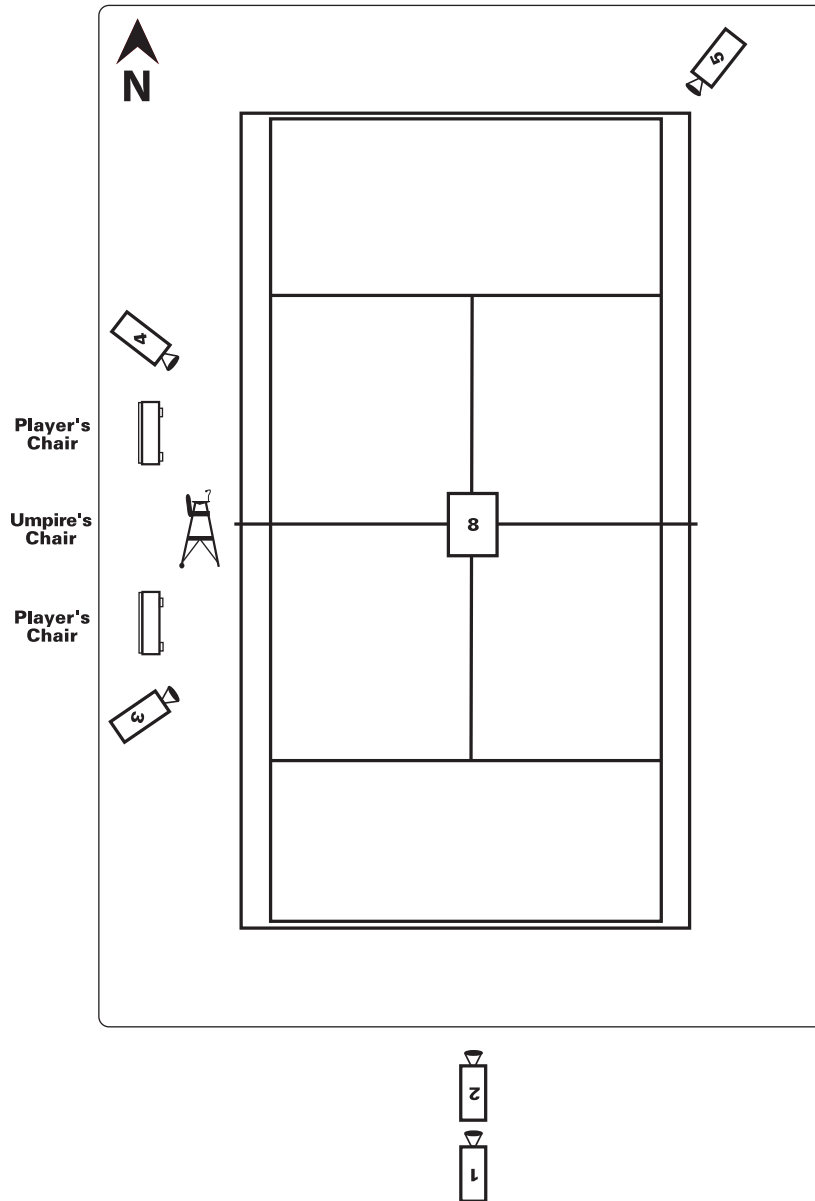
## EXAMPLE 2

Standard Camera Position for Tennis Broadcast

# X. EXHIBITS

## EXAMPLE 2

Standard Camera Positions for Tennis Broadcast



# X. EXHIBITS

## EXHIBIT D - Attendance Standards

### ATP Tour Tournament Attendance Quality Standards

Set forth below for each of the tournament classes are two attendance standard recommendations. In each year of operation, each ATP Tour tournament class member is expected to meet both of these recommendations. A member not meeting the recommended attendance standard three (3) years in a row (excluding extenuating circumstances) must present to the Board a strategic plan on how they will meet the recommended standard in future years.

#### 1) Recommended Attendance Standards

##### a) ATP Tour Masters 1000 & ATP Tour 500 tournaments

The recommended total attendance is calculated as follows:

- Start of main draw through Thursday.
  - o 50% of the actual seating capacity\* for match courts, as specified in section 1.20, multiplied by the number of sessions.
- Friday through Sunday
  - o 75% of the Center Court capacity\* multiplied by the number of sessions.
- The sum of these totals determine the recommended total attendance for the week.

##### b) ATP Tour 250

The recommended total attendance is calculated as follows:

- Start of main draw through Tuesday.
  - o 25% of the Center Court seating capacity multiplied by the number of sessions.
- Wednesday and Thursday
  - o 50% of the Center Court seating capacity multiplied by the number of sessions.
- Friday through Sunday
  - o 75% of the Center Court capacity multiplied by the number of sessions.
- The sum of these totals determine the recommended total attendance for the week.

\* For events that cover Center Court seats, available seats on that day will be used to determine percentages, however, this number may not be less than the minimum requirement.

#### 2) Minimum Weekend Attendance

The average minimum attendance per session during the final weekend of play is recommended to be in excess of 75% of capacity for the Center Court.

#### 3) Measurement

- a) On a daily basis during the operation of each tournament, each tournament class member shall provide the ATP Supervisor with attendance figures in writing on a per session basis for each session held during the prior day. Such report shall set forth both total spectator attendance and the percentage of capacity. Each tournament class member shall promptly provide the ATP Supervisor or other member of the ATP staff with any backup necessary to

## **X. EXHIBITS**

verify its spectator attendance figures if such information is requested.

- b) If the ATP Supervisor has any questions concerning the accuracy of such spectator attendance figures based upon his observation of the event, the ATP Supervisor shall promptly so notify the tournament class member and shall inform the member of what he believes is a more accurate spectator attendance count. In such circumstance, the burden will be on the tournament class member to persuade the ATP Supervisor of the accuracy of its figures. The final report of the ATP Supervisor shall be conclusive.

## **X. EXHIBITS**

### **EXHIBIT E - Electronic Insertion**

#### **Electronic Insertion**

Each ATP Tournament must comply with the following in order to use electronic insertion technology in telecasts:

- 1) Each telecast of an ATP Tour tournament using electronically inserted signage must receive the prior approval of ATP.
- 2) The company and methodology used to produce electronically inserted signage must meet quality and technical standards and be pre-approved by ATP.
- 3) Electronically inserted signage may be inserted only in existing signage positions on the backdrop.
- 4) Electronically inserted signage may be altered only during changeovers and only when that signage is not being shown on the broadcast.
- 5) Only static logos may be inserted. No moving logos or videos may be inserted.
- 6) Electronically inserted signage must be consistent in color, graphical look and size with the Tournament's other permanent signage.



# X. EXHIBITS

## EXHIBIT F - Lighting

Lighting Form



Tournament City: \_\_\_\_\_  
Tournament Number: \_\_\_\_\_

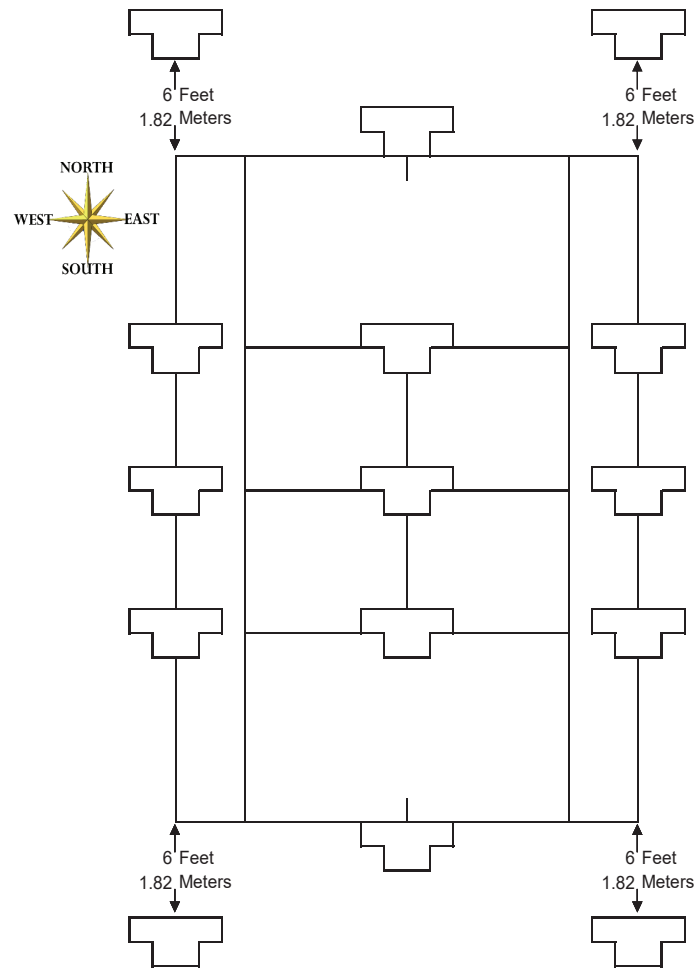
### LIGHTING MEASUREMENTS

Date of Measurement: \_\_\_\_\_

Referee: \_\_\_\_\_ Tournament Supervisor: \_\_\_\_\_

Site name: \_\_\_\_\_

COURT NAME: \_\_\_\_\_



## **X. EXHIBITS**

### **EXHIBIT G - ATP Challenger Tour Logo (Print & Promotional Materials)**

#### **Basic Guidelines:**

- 1) The brand mark should never be modified in any way or redrawn. The three fixed elements (the ATP Challenger Tour logo type; the official ATP logo; the rectangular background field) should never be separated from each other.
- 2) Whenever possible, the ATP Challenger Tour brand mark should be reproduced in color. The one color version is for use only when color restrictions apply.
- 3) The ATP Challenger Tour brand mark should not be used on a background that may make it appear indistinct. It should always appear on an uncluttered background to ensure clarity.
- 4) The ATP Challenger Tour brand mark must be positioned in its own clear space, standing apart from other images, brand marks and/or text. In order to achieve this, the ATP Challenger Tour brand mark should always be surrounded by a minimum clear zone, at least equal in width to the ATP logo in the logotype.
- 5) The ATP Challenger Tour brand mark should not be positioned like a sponsor. It should be separated from sponsor logos in order to stand out as an endorsement of the quality and authenticity of the tournament.

### **EXHIBIT H - ATP Challenger Tour Logo (On-Court Version)**



ATP Challenger Tour tournaments must only use the on-court version of the logo, shown above, for any signage around the court perimeter.

# X. EXHIBITS

## EXHIBIT I - Rules of Tennis

	FOREWORD
Rule 1	THE COURT
Rule 2	PERMANENT FIXTURES
Rule 3	THE BALL
Rule 4	THE RACKET
Rule 5	SCORE IN A GAME
Rule 6	SCORE IN A SET
Rule 7	SCORE IN A MATCH
Rule 8	SERVER & RECEIVER
Rule 9	CHOICE OF ENDS & SERVICE
Rule 10	CHANGE OF ENDS
Rule 11	BALL IN PLAY
Rule 12	BALL TOUCHES A LINE
Rule 13	BALL TOUCHES A PERMANENT FIXTURE
Rule 14	ORDER OF SERVICE
Rule 15	ORDER OF RECEIVING IN DOUBLES
Rule 16	THE SERVICE
Rule 17	SERVING
Rule 18	FOOTFAULT
Rule 19	SERVICE FAULT
Rule 20	SECOND SERVICE
Rule 21	WHEN TO SERVE & RECEIVE
Rule 22	THE LET DURING A SERVICE
Rule 23	THE LET
Rule 24	PLAYER LOSES POINT
Rule 25	A GOOD RETURN
Rule 26	HINDRANCE
Rule 27	CORRECTING ERRORS
Rule 28	ROLE OF COURT OFFICIALS
Rule 29	CONTINUOUS PLAY
Rule 30	COACHING
Rule 31	PLAYER ANALYSIS TECHNOLOGY
	RULES OF WHEELCHAIR TENNIS
	AMENDMENT TO THE RULES OF TENNIS
Appendix I	THE BALL
	CLASSIFICATION OF COURT SURFACE PACE
Appendix II	THE RACKET
Appendix III	PLAYER ANALYSIS TECHNOLOGY
Appendix IV	ADVERTISING
Appendix V	ALTERNATIVE PROCEDURES AND SCORING METHODS
Appendix VI	ROLE OF COURT OFFICIALS
Appendix VII	10 AND UNDER TENNIS COMPETITION
Appendix VIII	PLAN OF THE COURT
Appendix IX	SUGGESTIONS ON HOW TO MARK A COURT
Appendix X	RULES OF BEACH TENNIS
Appendix XI	PROCEDURES FOR REVIEW AND HEARINGS ON THE RULES OF TENNIS

References to the International Tennis Federation or ITF shall hereafter mean ITF Limited.

# X. EXHIBITS

## FOREWORD

The International Tennis Federation (ITF) is the governing body of the game of tennis and its duties and responsibilities include PROTECTING THE INTEGRITY OF THE GAME THROUGH determination of the Rules of Tennis.

To assist the ITF in carrying out this responsibility, the ITF has appointed a Rules of Tennis Committee which continually monitors the game and its rules, and when considered necessary makes recommendations for changes to the Board of Directors of the ITF who in turn make recommendations to the Annual General Meeting of the ITF which is the ultimate authority for making any changes to the Rules of Tennis.

Appendix V lists all known and approved alternative procedures and scoring methods. In addition, on its own behalf or on application by interested parties, certain variations to the rules may be approved by the ITF for trial purposes only at a limited number of tournaments or events and/or for a limited time period. Such variations are not included in the published rules and require a report to the ITF on the conclusion of the approved trial.

Note: Except where otherwise stated, every reference in these Rules of Tennis to the masculine includes the feminine gender.

### 1. THE COURT

The court shall be a rectangle, 78 feet (23.77 m) long and, for singles matches, 27 feet (8.23 m) wide. For doubles matches, the court shall be 36 feet (10.97 m) wide.

The court shall be divided across the middle by a net suspended by a cord or metal cable which shall pass over or be attached to two net posts at a height of 3 ½ feet (1.07 m). The net shall be fully extended so that it completely fills the space between the two net posts and it must be of sufficiently small mesh to ensure that a ball cannot pass through it. The height of the net shall be 3 feet (0.914 m) at the Center, where it shall be held down tightly by a strap. A band shall cover the cord or metal cable and the top of the net. The strap and band shall be completely white.

- The maximum diameter of the cord or metal cable shall be 1/3 inch (0.8 cm).
- The maximum width of the strap shall be 2 inches (5 cm).
- The band shall be between 2 inches (5 cm) and 2 ½ inches (6.35 cm) deep on each side.

For doubles matches, the centers of the net posts shall be 3 feet (0.914 m) outside the doubles court on each side.

For singles matches, if a singles net is used, the centers of the net posts shall be 3 feet (0.914 m) outside the singles court on each side. If a doubles net is used, then the net shall be supported, at a height of 3 ½ feet (1.07 m), by two singles sticks, the centers of which shall be 3 feet (0.914 m) outside the singles court on each side.

- The net posts shall not be more than 6 inches (15 cm) square or 6 inches (15 cm) in diameter.
- The singles sticks shall not be more than 3 inches (7.5 cm) square or 3 inches (7.5 cm) in diameter.
- The net posts and singles sticks shall not be more than 1 inch (2.5 cm) above the top of the net cord.

## X. EXHIBITS

The lines at the ends of the court are called baselines and the lines at the sides of the court are called sidelines.

Two lines shall be drawn between the singles sidelines, 21 feet (6.40 m) from each side of the net, parallel with the net. These lines are called the service lines. On each side of the net, the area between the service line and the net shall be divided into two equal parts, the service courts, by the center service line. The center service line shall be drawn parallel with the singles sidelines and half way between them.

Each baseline shall be divided in half by a center mark, 4 inches (10 cm) in length, which shall be drawn inside the court and parallel with the singles sidelines.

- The center service line and center mark shall be 2 inches (5 cm) wide.
- The other lines of the court shall be between 1 inch (2.5 cm) and 2 inches (5 cm) wide, except that the baselines may be up to 4 inches (10 cm) wide.

All court measurements shall be made to the outside of the lines and all lines of the court shall be of the same color clearly contrasting with the color of the surface.

No advertising is allowed on the court, net, strap, band, net posts or singles sticks except as provided in Appendix IV.

In addition to the court described above, the court designated as "Red" and the court designated as "Orange" in Appendix VII can be used for 10 and under tennis competition.

**Note:** Guidelines for minimum distances between the baseline and backstops and between the sidelines and sidestops can be found in Appendix IX.

### 2. PERMANENT FIXTURES

The permanent fixtures of the court include the backstops and sidestops, the spectators, the stands and seats for spectators, all other fixtures around and above the court, the Chair Umpire, Line Umpires, net umpire and ball persons when in their recognized positions.

In a singles match played with a doubles net and singles sticks, the net posts and the part of the net outside the singles sticks are permanent fixtures and are not considered as net posts or part of the net.

### 3. THE BALL

Balls, which are approved for play under the Rules of Tennis, must comply with the specifications in Appendix I.

The International Tennis Federation shall rule on the question of whether any ball or prototype complies with Appendix I or is otherwise approved, or not approved, for play. Such ruling may be taken on its own initiative or upon application by any party with a bona fide interest therein, including any player, equipment manufacturer or National Association or members thereof. Such rulings and applications shall be made in accordance with the applicable Review and Hearing Procedures of the International Tennis Federation (see Appendix X).

## X. EXHIBITS

The event organizers must announce in advance of the event:

- a. The number of balls for play (2, 3, 4 or 6).
- b. The ball change policy, if any.

Ball changes, if any, can be made either:

- i) After an agreed odd number of games, in which case, the first ball change in the match shall take place two games earlier than for the rest of the match, to make allowance for the warm-up. A tie-break game counts as one game for the ball change. A ball change shall not take place at the beginning of a tie-break game. In this case, the ball change shall be delayed until the beginning of the second game of the next set; or
- ii. At the beginning of a set

If a ball gets broken during play, the point shall be replayed.

**Case 1:** *If a ball is soft at the end of a point, should the point be replayed?*

**Decision:** *If the ball is soft, not broken, the point shall not be replayed.*

**Note:** Any ball to be used in a tournament which is played under the Rules of Tennis, must be named on the official ITF list of approved balls issued by the International Tennis Federation.

### 4. THE RACKET

Rackets, which are approved for play under the Rules of Tennis, must comply with the specifications in Appendix II.

The International Tennis Federation shall rule on the question of whether any racket or prototype complies with Appendix II or is otherwise approved, or not approved, for play. Such ruling may be undertaken on its own initiative, or upon application by any party with a bona fide interest therein, including any player, equipment manufacturer or National Association or members thereof. Such rulings and applications shall be made in accordance with the applicable Review and Hearing Procedures of the International Tennis Federation (see Appendix X).

**Case 1:** *Is more than one set of strings allowed on the hitting surface of a racket?*

**Decision:** *No. The rule mentions a pattern (not patterns) of crossed strings. (See Appendix II)*

**Case 2:** *Is the stringing pattern of a racket considered to be generally uniform and flat if the strings are on more than one plane?*

**Decision:** *No.*

**Case 3:** *Can vibration damping devices be placed on the strings of a racket? If so, where can they be placed?*

**Decision:** *Yes, but these devices may only be placed outside the pattern of the crossed strings.*

**Case 4:** *During a point, a player accidentally breaks the strings. Can the player continue to play another point with this racket?*

**Decision:** *Yes, except where specifically prohibited by event organizers.*

## X. EXHIBITS

**Case 5:** *Is a player allowed to use more than one racket at any time during play?*

**Decision:** *No.*

**Case 6:** *Can a battery that affects playing characteristics be incorporated into a racket?*

**Decision:** *No. A battery is prohibited because it is an energy source, as are solar cells and other similar devices.*

### 5. SCORE IN A GAME

#### a. Standard game

A standard game is scored as follows with the server's score being called first:

No point	-	"Love"
First point	-	"15"
Second point	-	"30"
Third point	-	"40"
Fourth point	-	"Game"

except that if each player/team has won three points, the score is "Deuce". After "Deuce", the score is "Advantage" for the player/team who wins the next point. If that same player/team also wins the next point, that player/team wins the "Game"; if the opposing player/team wins the next point, the score is again "Deuce". A player/team needs to win two consecutive points immediately after "Deuce" to win the "Game".

#### b. Tie-break game

During a tie-break game, points are scored "Zero", "1", "2", "3", etc. The first player/team to win seven points wins the "Game" and "Set", provided there is a margin of two points over the opponent(s). If necessary, the tie-break game shall continue until this margin is achieved.

The player whose turn it is to serve shall serve the first point of the tie-break game. The following two points shall be served by the opponent(s) (in doubles, the player of the opposing team due to serve next). After this, each player/team shall serve alternately for two consecutive points until the end of the tie-break game (in doubles, the rotation of service within each team shall continue in the same order as during that set).

The player/team whose turn it was to serve first in the tie-break game shall be the receiver in the first game of the following set.

Additional approved alternative scoring methods can be found in Appendix V.

### 6. SCORE IN A SET

There are different methods of scoring in a set. The two main methods are the "Advantage Set" and the "Tie-break Set". Either method may be used provided that the one to be used is announced in advance of the event. If the "Tie-break Set" method is

## X. EXHIBITS

to be used, it must also be announced whether the final set will be played as a “Tie-break Set” or an “Advantage Set”.

### a. “Advantage Set”

The first player/team to win six games wins that “Set”, provided there is a margin of two games over the opponent(s). If necessary, the set shall continue until this margin is achieved.

### b. “Tie-break Set”

The first player/team to win six games wins that “Set”, provided there is a margin of two games over the opponent(s). If the score reaches six games all, a tie-break game shall be played.

Additional approved alternative scoring methods can be found in Appendix V.

## 7. SCORE IN A MATCH

A match can be played to the best of 3 sets (a player/team needs to win 2 sets to win the match) or to the best of 5 sets (a player/team needs to win 3 sets to win the match).

Additional approved alternative scoring methods can be found in Appendix V.

## 8. SERVER & RECEIVER

The players/teams shall stand on opposite sides of the net. The server is the player who puts the ball into play for the first point. The receiver is the player who is ready to return the ball served by the server.

**Case 1:** *Is the receiver allowed to stand outside the lines of the court?*

**Decision:** *Yes. The receiver may take any position inside or outside the lines on the receiver’s side of the net.*

## 9. CHOICE OF ENDS & SERVICE

The choice of ends and the choice to be server or receiver in the first game shall be decided by toss before the warm-up starts. The player/team who wins the toss may choose:

- a. To be server or receiver in the first game of the match, in which case the opponent(s) shall choose the end of the court for the first game of the match; or
- b. The end of the court for the first game of the match, in which case the opponent(s) shall choose to be server or receiver for the first game of the match; or
- c. To require the opponent(s) to make one of the above choices.

**Case 1:** *Do both players/teams have the right to new choices if the warm-up is stopped and the players leave the court?*

**Decision:** *Yes. The result of the original toss stands, but new choices may be made by both players/teams.*



## X. EXHIBITS

### 10. CHANGE OF ENDS

The players shall change ends at the end of the first, third and every subsequent odd game of each set. The players shall also change ends at the end of each set unless the total number of games in that set is even, in which case the players change ends at the end of the first game of the next set.

During a tie-break game, players shall change ends after every six points.

Additional approved alternative procedures can be found in Appendix V.

### 11 BALL IN PLAY

Unless a fault or a let is called, the ball is in play from the moment the server hits the ball, and remains in play until the point is decided.

### 12. BALL TOUCHES A LINE

If a ball touches a line, it is regarded as touching the court bounded by that line.

### 13. BALL TOUCHES A PERMANENT FIXTURE

If the ball in play touches a permanent fixture after it has hit the correct court, the player who hit the ball wins the point. If the ball in play touches a permanent fixture before it hits the ground, the player who hit the ball loses the point.

### 14. ORDER OF SERVICE

At the end of each standard game, the receiver shall become the server and the server shall become the receiver for the next game.

In doubles, the team due to serve in the first game of each set shall decide which player shall serve for that game. Similarly, before the second game starts, their opponents shall decide which player shall serve for that game. The partner of the player who served in the first game shall serve in the third game and the partner of the player who served in the second game shall serve in the fourth game. This rotation shall continue until the end of the set.

### 15. ORDER OF RECEIVING IN DOUBLES

The team which is due to receive in the first game of a set shall decide which player shall receive the first point in the game. Similarly, before the second game starts, their opponents shall decide which player shall receive the first point of that game. The player who was the receiver's partner for the first point of the game shall receive the second point and this rotation shall continue until the end of the game and the set.

After the receiver has returned the ball, either player in a team can hit the ball.

**Case 1:** *Is one member of a doubles team allowed to play alone against the opponents?*

**Decision:** *No.*

## X. EXHIBITS

### 16. THE SERVICE

Immediately before starting the service motion, the server shall stand at rest with both feet behind (i.e. further from the net than) the baseline and within the imaginary extensions of the center mark and the sideline.

The server shall then release the ball by hand in any direction and hit the ball with the racket before the ball hits the ground. The service motion is completed at the moment that the player's racket hits or misses the ball. A player who is able to use only one arm may use the racket for the release of the ball.

### 17 SERVING

When serving in a standard game, the server shall stand behind alternate halves of the court, starting from the right half of the court in every game.

In a tie-break game, the service shall be served from behind alternate halves of the court, with the first served from the right half of the court.

The service shall pass over the net and hit the service court diagonally opposite, before the receiver returns it.

### 18. FOOT FAULT

During the service motion, the server shall not:

- a. Change position by walking or running, although slight movements of the feet are permitted; or
- b. Touch the baseline or the court with either foot; or
- c. Touch the area outside the imaginary extension of the sideline with either foot; or
- d. Touch the imaginary extension of the center mark with either foot.

If the server breaks this rule it is a "Foot Fault".

**Case 1:** *In a singles match, is the server allowed to serve standing behind the part of the baseline between the singles sideline and the doubles sideline?*

**Decision:** No.

**Case 2:** *Is the server allowed to have one or both feet off the ground?*

**Decision:** Yes.

### 19. SERVICE FAULT

The service is a fault if:

- a. The server breaks rules 16, 17 or 18; or
- b. The server misses the ball when trying to hit it; or
- c. The ball served touches a permanent fixture, singles stick or net post before it hits the ground; or
- d. The ball served touches the server or server's partner, or anything the server or server's partner is wearing or carrying.

## X. EXHIBITS

**Case 1:** *After tossing a ball to serve, the server decides not to hit it and catches it instead. Is this a fault?*

**Decision:** *No. A player, who tosses the ball and then decides not to hit it, is allowed to catch the ball with the hand or the racket, or to let the ball bounce.*

**Case 2:** *During a singles match played on a court with net posts and singles sticks, the ball served hits a singles stick and then hits the correct service court. Is this a fault?*

**Decision:** *Yes.*

### 20. SECOND SERVICE

If the first service is a fault, the server shall serve again without delay from behind the same half of the court from which that fault was served, unless the service was from the wrong half.

### 21. WHEN TO SERVE & RECEIVE

The server shall not serve until the receiver is ready. However, the receiver shall play to the reasonable pace of the server and shall be ready to receive within a reasonable time of the server being ready.

A receiver who attempts to return the service shall be considered as being ready. If it is demonstrated that the receiver is not ready, the service cannot be called a fault.

### 22. THE LET DURING A SERVICE

The service is a let if:

- a. The ball served touches the net, strap or band, and is otherwise good; or, after touching the net, strap or band, touches the receiver or the receiver's partner or anything they wear or carry before hitting the ground; or
- b. The ball is served when the receiver is not ready.

In the case of a service let, that particular service shall not count, and the server shall serve again, but a service let does not cancel a previous fault.

Additional approved alternative procedures can be found in Appendix V.

### 23. THE LET

In all cases when a let is called, except when a service let is called on a second service, the whole point shall be replayed.

**Case 1:** *When the ball is in play, another ball rolls onto court. A let is called. The server had previously served a fault. Is the server now entitled to a first service or second service?*

**Decision:** *First service. The whole point must be replayed.*

### 24. PLAYER LOSES POINT

The point is lost if:

- a. The player serves two consecutive faults; or

## X. EXHIBITS

- b. The player does not return the ball in play before it bounces twice consecutively; or
- c. The player returns the ball in play so that it hits the ground, or before it bounces, an object, outside the correct court; or
- d. The player returns the ball in play so that, before it bounces, it hits a permanent fixture; or
- e. The receiver returns the service before it bounces; or
- f. The player deliberately carries or catches the ball in play on the racket or deliberately touches it with the racket more than once; or
- g. The player or the racket, whether in the player's hand or not, or anything which the player is wearing or carrying touches the net, net posts/singles sticks, cord or metal cable, strap or band, or the opponent's court at any time while the ball is in play; or
- h. The player hits the ball before it has passed the net; or
- i. The ball in play touches the player or anything that the player is wearing or carrying, except the racket; or
- j. The ball in play touches the racket when the player is not holding it; or
- k. The player deliberately and materially changes the shape of the racket when the ball is in play; or
- l. In doubles, both players touch the ball when returning it.

**Case 1:** *After the server has served a first service, the racket falls out of the server's hand and touches the net before the ball has bounced. Is this a service fault, or does the server lose the point?*

**Decision:** *The server loses the point because the racket touches the net while the ball is in play.*

**Case 2:** *After the server has served a first service, the racket falls out of the server's hand and touches the net after the ball has bounced outside the correct service court. Is this a service fault, or does the server lose the point?*

**Decision:** *This is a service fault because when the racket touched the net the ball was no longer in play.*

**Case 3:** *In a doubles match, the receiver's partner touches the net before the ball that has been served touches the ground outside the correct service court. What is the correct decision?*

**Decision:** *The receiving team loses the point because the receiver's partner touched the net while the ball was in play.*

**Case 4:** *Does a player lose the point if an imaginary line in the extension of the net is crossed before or after hitting the ball?*

**Decision:** *The player does not lose the point in either case provided the player does not touch the opponent's court.*

**Case 5:** *Is a player allowed to jump over the net into the opponent's court while the ball is in play?*

**Decision:** *No. The player loses the point.*

**Case 6:** *A player throws the racket at the ball in play. Both the racket and the ball land in the court on the opponent's side of the net and the opponent(s) is unable to reach the ball. Which player wins the point?*

**Decision:** *The player who threw the racket at the ball loses the point.*

## X. EXHIBITS

**Case 7:** *A ball that has just been served hits the receiver or in doubles the receiver's partner before it touches the ground. Which player wins the point?*

**Decision:** *The server wins the point, unless it is a service let.*

**Case 8:** *A player standing outside the court hits the ball or catches it before it bounces and claims the point because the ball was definitely going out of the correct court.*

**Decision:** *The player loses the point, unless it is a good return, in which case the point continues.*

### 25. A GOOD RETURN

It is a good return if:

- a. The ball touches the net, net posts/singles sticks, cord or metal cable, strap or band, provided that it passes over any of them and hits the ground within the correct court; except as provided in Rule 2 and 24 (d); or
- b. After the ball in play has hit the ground within the correct court and has spun or been blown back over the net, the player reaches over the net and plays the ball into the correct court, provided that the player does not break Rule 24; or
- c. The ball is returned outside the net posts, either above or below the level of the top of the net, even though it touches the net posts, provided that it hits the ground in the correct court; except as provided in Rules 2 and 24 (d); or
- d. The ball passes under the net cord between the singles stick and the adjacent net post without touching either net, net cord or net post and hits the ground in the correct court, or
- e. The player's racket passes over the net after hitting the ball on the player's own side of the net and the ball hits the ground in the correct court; or
- f. The player hits the ball in play, which hits another ball lying in the correct court.

**Case 1:** *A player returns a ball which then hits a singles stick and hits the ground in the correct court. Is this a good return?*

**Decision:** *Yes. However, if the ball is served and hits the singles stick, it is a service fault.*

**Case 2:** *A ball in play hits another ball which is lying in the correct court. What is the correct decision?*

**Decision:** *Play continues. However, if it is not clear that the actual ball in play has been returned, a let should be called.*

### 26. HINDRANCE

If a player is hindered in playing the point by a deliberate act of the opponent(s), the player shall win the point.

However, the point shall be replayed if a player is hindered in playing the point by either an unintentional act of the opponent(s), or something outside the player's own control (not including a permanent fixture).

**Case 1:** *Is an unintentional double hit a hindrance?*

**Decision:** *No. See also Rule 24 (f).*

**Case 2:** *A player claims to have stopped play because the player thought that the opponent(s) was being hindered. Is this a hindrance?*

## X. EXHIBITS

**Decision:** No, the player loses the point.

**Case 3:** A ball in play hits a bird flying over the court. Is this a hindrance?

**Decision:** Yes, the point shall be replayed.

**Case 4:** During a point, a ball or other object that was lying on the player's side of the net when the point started hinders the player. Is this a hindrance?

**Decision:** No.

**Case 5:** In doubles, where are the server's partner and receiver's partner allowed to stand?

**Decision:** The server's partner and the receiver's partner may take any position on their own side of the net, inside or outside the court. However, if a player is creating a hindrance to the opponent(s), the hindrance rule should be used.

### 27. CORRECTING ERRORS

As a principle, when an error in respect of the Rules of Tennis is discovered, all points previously played shall stand. Errors so discovered shall be corrected as follows:

- a. During a standard game or a tie-break game, if a player serves from the wrong half of the court, this should be corrected as soon as the error is discovered and the server shall serve from the correct half of the court according to the score. A fault that was served before the error was discovered shall stand.
- b. During a standard game or a tie-break game, if the players are at the wrong ends of the court, the error should be corrected as soon as it is discovered and the server shall serve from the correct end of the court according to the score.
- c. If a player serves out of turn during a standard game, the player who was originally due to serve shall serve as soon as the error is discovered. However, if a game is completed before the error is discovered the order of service shall remain as altered. In this case, any ball change to be made after an agreed number of games should be made one game later than originally scheduled.  
A fault that was served by the opponents(s) before the error was discovered shall not stand.  
In doubles, if the partners of one team serve out of turn, a fault that was served before the error was discovered shall stand.
- d. If a player serves out of turn during a tie-break game and the error is discovered after an even number of points have been played, the error is corrected immediately. If the error is discovered after an odd number of points have been played, the order of service shall remain as altered.  
A fault that was served by the opponent(s) before the error was discovered shall not stand.  
In doubles, if the partners of one team serve out of turn, a fault that was served before the error was discovered shall stand.
- e. During a standard game or a tie-break game in doubles, if there is an error in the order of receiving, this shall remain as altered until the end of the game in which the error is discovered. For the next game in which they are the receivers in that set, the partners shall then resume the original order of receiving.

## X. EXHIBITS

- f. If in error a tie-break game is started at 6 games all, when it was previously agreed that the set would be an "Advantage set", the error shall be corrected immediately if only one point has been played. If the error is discovered after the second point is in play, the set will continue as a "Tie-break set".
- g. If in error a standard game is started at 6 games all, when it was previously agreed that the set would be a "Tie-break set", the error shall be corrected immediately if only one point has been played. If the error is discovered after the second point is in play, the set will continue as an "Advantage set" until the score reaches 8 games all (or a higher even number), when a tie-break game shall be played.
- h. If in error an "Advantage set" or "Tie-break set" is started, when it was previously agreed that the final set would be a match tie-break, the error shall be corrected immediately if only one point has been played. If the error is discovered after the second point is in play, the set will continue either until a player or team wins three games (and therefore the set) or until the score reaches 2 games all, when a match tie-break shall be played. However, if the error is discovered after the second point of the fifth game has started, the set will continue as a "Tie-break set". (See Appendix V)
- i. If the balls are not changed in the correct sequence, the error shall be corrected when the player/team who should have served with new balls is next due to serve a new game. Thereafter the balls shall be changed so that the number of games between ball changes shall be that originally agreed. Balls should not be changed during a game.

### 28. ROLE OF COURT OFFICIALS

For matches where officials are appointed, their roles and responsibilities can be found in Appendix VI.

### 29. CONTINUOUS PLAY

As a principle, play should be continuous, from the time the match starts (when the first service of the match is put in play) until the match finishes.

- a. Between points, a maximum of twenty-five (25) seconds is allowed. When the players change ends at the end of a game, a maximum of ninety (90) seconds are allowed. However, after the first game of each set and during a tie-break game, play shall be continuous and the players shall change ends without a rest.  
At the end of each set there shall be a set break of a maximum of one hundred and twenty (120) seconds.  
The maximum time starts from the moment that one point finishes until the first service is struck for the next point.  
Event organizers may apply for ITF approval to extend the ninety (90) seconds allowed when the players change ends at the end of a game and the one hundred and twenty (120) seconds allowed at a set break.
- b. If, for reasons outside the player's control, clothing, footwear or necessary equipment (excluding the racket) is broken or needs to be replaced, the player may be allowed reasonable extra time to rectify the problem.
- c. No extra time shall be given to allow a player to recover condition. However, a player suffering from a treatable medical condition may be allowed one medical time-out of three minutes for the treatment of that medical condition.

## X. EXHIBITS

A limited number of toilet/change of attire breaks may also be allowed, if this is announced in advance of the event.

- d. Event organizers may allow a rest period of a maximum of ten (10) minutes if this is announced in advance of the event. This rest period can be taken after the 3rd set in a best of 5 sets match, or after the 2nd set in a best of 3 sets match.
- e. The warm-up time shall be a maximum of five (5) minutes, unless otherwise decided by the event organizers.

### 30. COACHING

Coaching is considered to be communication, advice or instruction of any kind and by any means to a player.

In team events where there is a team captain sitting on-court, the team captain may coach the player(s) during a set break and when the players change ends at the end of a game, but not when the players change ends after the first game of each set and not during a tie-break game.

In all other matches, coaching is not allowed.

**Case 1:** *Is a player allowed to be coached, if the coaching is given by signals in a discreet way?*

**Decision:** No.

**Case 2:** *Is a player allowed to receive coaching when play is suspended?*

**Decision:** Yes.

**Case 3:** *Is a player allowed to receive on-court coaching during a match?*

**Decision:** *Sanctioning bodies may apply to the ITF to have on-court coaching allowed. In events where on-court coaching is allowed, designated coaches may enter the court and coach their players under procedures decided by the sanctioning body.*

### 31. PLAYER ANALYSIS TECHNOLOGY

Player analysis technology, that is approved for play under the Rules of Tennis, must comply with the specifications in Appendix III.

The International Tennis Federation shall rule on the question of whether any such equipment is approved, or not approved. Such ruling may be taken on its own initiative, or upon application by any party with a bona fide interest therein, including any player, equipment manufacturer or National Association or members thereof. Such rulings and applications shall be made in accordance with the applicable Review and Hearing Procedures of the International Tennis Federation (see Appendix X).

### RULES OF WHEELCHAIR TENNIS

The game of wheelchair tennis follows the ITF Rules of Tennis with the following exceptions.

#### a. The Two Bounce Rule

The wheelchair tennis player is allowed two bounces of the ball. The player must return the ball before it hits the ground a third time. The second bounce can be either in or out of the court boundaries.



## X. EXHIBITS

### b. The Wheelchair

The wheelchair is considered part of the body and all applicable rules, which apply to a player's body, shall apply to the wheelchair.

### c. The Service

The service shall be delivered in the following manner.

- i. Immediately before commencing the service, the server shall be in a stationary position. The server shall then be allowed one push before striking the ball.
- ii. The server shall throughout the delivery of the service not touch with any wheel, any area other than that behind the baseline within the imaginary extension of the center mark and sideline.
- iii. If conventional methods for the service are physically impossible for a quadriplegic player, then the player or an individual may drop the ball for such a player. However, the same method of serving must be used each time.

### d. Player Loses Point

A player loses a point if:

- i. The player fails to return the ball before it has touched the ground three times; or
- ii. Subject to rule f) below the player uses any part of his feet or lower extremities as brakes or as stabilizers while delivering service, stroking a ball, turning or stopping against the ground or against any wheel while the ball is in play; or
- iii. The player fails to keep one buttock in contact with his wheelchair seat when contacting the ball.

### e. The Wheelchair

Wheelchairs used in all competitions played under the Rules of Wheelchair Tennis must comply with the following specifications:

- i. The wheelchair may be constructed of any material provided that such material is non-reflective and does not constitute a hindrance to the opponent.
- ii. Wheels may have a single pushrim only. No changes to the wheelchair that afford the player a mechanical advantage are permitted, such as levers or gears. During normal play, wheels shall not leave permanent marks on, or otherwise damage, the court surface.
- iii. Subject to Rule e(v), players shall use only the wheels (including pushrims) to propel the wheelchair. No steering, braking or gearing or other device that may assist operation of the wheelchair, including energy storage systems, is permitted.
- iv. The height of the seat (including cushion) shall be fixed and players' buttocks shall remain in contact with the seat during the playing of a point. Strapping may be used to secure the player to the wheelchair.
- v. Players who meet the requirements of Article 10 of the ITF Wheelchair Tennis Classification Rules may use a wheelchair powered by electric motor(s) (a "powered wheelchair"). Powered wheelchairs must not be able to exceed 15 km/h in any direction and shall be controlled by the player only.
- vi. Applications may be made for modifications to the wheelchair for legitimate medical reasons. All such applications shall be submitted to the ITF Sport Science & Medicine Commission for approval a minimum of 60 days prior to intended use in an ITF-sanctioned event.

## X. EXHIBITS

A decision to reject a proposed modification may be appealed under Appendix III of the ITF Wheelchair Tennis Regulations.

### f. Propelling the Chair with the Foot

- i. If due to lack of capacity a player is unable to propel the wheelchair via the wheel then he may propel the wheelchair using one foot.
- ii. Even if in accordance with rule e) i. above a player is permitted to propel the chair using one foot, no part of the player's foot may be in contact with the ground:
  - a) during the forward motion of the swing, including when the racket strikes the ball;
  - b) from the initiation of the service motion until the racket strikes the ball.
- iii. A player in breach of this rule shall lose the point.

### f. Wheelchair/Able-bodied Tennis

Where a wheelchair tennis player is playing with or against an able-bodied person in singles or doubles, the Rules of Wheelchair Tennis shall apply for the wheelchair player while the Rules of Tennis for able-bodied tennis shall apply for the able-bodied player. In this instance, the wheelchair player is allowed two bounces while the able-bodied player is allowed only one bounce.

**Note:** The definition of lower extremities is: the lower limbs, including the buttocks, hips, thighs, legs, ankles and feet.

### AMENDMENT TO THE RULES OF TENNIS

The official and decisive text to the Rules of Tennis shall be for ever in the English language and no alteration or interpretation of such Rules shall be made except at an Annual General Meeting of the Council, nor unless notice of the resolution embodying such alteration shall have been received by the Federation in accordance with Article 17 of the Constitution of ITF Ltd (Notice of Resolutions) and such resolution or one having the like effect shall be carried by a majority of two-thirds of the votes recorded in respect of the same.

Any alteration so made shall take effect as from the first day of January following unless the Meeting shall by the like majority decide otherwise.

The Board of Directors shall have power, however, to settle all urgent questions of interpretation subject to confirmation at the General Meeting next following.

This Rule shall not be altered at any time without the unanimous consent of a General Meeting of the Council.

## X. EXHIBITS

### APPENDIX I

#### THE BALL

For all measurements in Appendix I, SI units shall take precedence

- a. The ball shall have a uniform outer surface consisting of a fabric cover except for the Stage 3 (Red) foam ball. If there are any seams they shall be stitchless.
- b. The ball shall conform to one of types specified in the table immediately below or in the table under paragraph (d).

	TYPE 1 (FAST)	TYPE 2 (MEDIUM) <sup>1</sup>	TYPE 3 (SLOW) <sup>2</sup>	HIGH ALTITUDE <sup>3</sup>
<b>MASS (WEIGHT)</b>	56.0-59.4 grams (1.975-2.095 oz)	56.0-59.4 grams (1.975-2.095 oz)	56.0-59.4 grams (1.975-2.095 oz)	56.0-59.4 grams (1.975-2.095 oz)
<b>SIZE</b>	6.54-6.86 cm (2.57-2.70 in)	6.54-6.86 cm (2.57-2.70 in)	7.00-7.30 cm (2.76-2.87 in)	6.54-6.86 cm (2.57-2.70 in)
<b>REBOUND</b>	138-151 cm (54-60 inches)	135-147 cm (53-58 in)	135-147 cm (53-58 in)	122-135 cm (48-53 in)
<b>FORWARD DEFORMATION<sup>4</sup></b>	0.56-0.74 cm (0.220-0.291 in)	0.56-0.74 cm (0.220-0.291 in)	0.56-0.74 cm (0.220-0.291 in)	0.56-0.74 cm (0.220-0.291 in)
<b>RETURN DEFORMATION<sup>4</sup></b>	0.74-1.08 cm (0.291-0.425 in)	0.80-1.08 cm (0.315-0.425 in)	0.80-1.08 cm (0.315-0.425 in)	0.80-1.08 cm (0.315-0.425 in)
<b>COLOR</b>	White or Yellow	White or Yellow	White or Yellow	White or Yellow

**Notes:**

- <sup>1</sup> This ball type may be pressurised or pressureless. The pressureless ball shall have an internal pressure that is no greater than 7 kPa (1 psi) and may be used for high altitude play above 1,219 m (4,000 feet) above sea level and shall have been acclimatized for 60 days or more at the altitude of the specific tournament.
- <sup>2</sup> This ball type is also recommended for high altitude play on any court surface type above 1,219 m (4,000 feet) above sea level.
- <sup>3</sup> This ball type is pressurised and is specified for high altitude play above 1,219 m (4,000 feet) above sea level only.
- <sup>4</sup> The deformation shall be the average of a single reading along each of three perpendicular axes. No two individual readings shall differ by more than 0.08 cm (0.031 inches).

- c. In addition, all ball types specified under paragraph (b) shall conform to the requirements for durability as shown in the following table:

	MASS (WEIGHT)	REBOUND	FORWARD DEFORMATION	RETURN DEFORMATION
<b>MAXIMUM CHANGE<sup>1</sup></b>	0.4 gr (0.014 oz)	4.0 cm (1.6 in)	0.08 cm (0.031 in)	0.10 cm (0.039 in)

**Notes:**

- <sup>1</sup> The largest permissible change in the specified properties resulting from the durability test described in the current edition of *ITF Approved Tennis Balls & Classified Court Surfaces*. The durability test uses laboratory equipment to simulate the effects of nine games of play.

## X. EXHIBITS

- d. Only the ball types specified in the table below can be used in 10 and under tennis competition:

	STAGE 3 (RED) FOAM	STAGE 3 (RED) STANDARD	STAGE 2 (ORANGE) STANDARD	STAGE 1 (GREEN) STANDARD
MASS (WEIGHT)	25.0-43.0 grams (0.882-1.517 oz)	36.0-49.0 grams (1.270-1.728 oz)	36.0-46.9 grams (1.270-1.654 oz)	47.0-51.5 grams (1.658-1.817 oz)
SIZE	8.00-9.00 cm (3.15-3.54 inches)	7.00-8.00 cm (2.76-3.15 inches)	6.00-6.86 cm (2.36-2.70 inches)	6.30-6.86 cm (2.48-2.70 inches)
REBOUND	85-105 cm (33-41 inches)	90-105 cm (35-41 inches)	105-120 cm (41-47 inches)	120-135 cm (47-53 inches)
FORWARD DEFORMATION <sup>1</sup>	-----	-----	1.40-1.65 cm (0.551-0.650 in.)	0.80-1.05 cm (0.315-0.413 in.)
COLOUR <sup>2</sup>	Any	Red and Yellow, or Yellow with a Red dot	Orange and Yel- low, or Yellow with an Orange dot	Yellow with a Green dot

Notes:

- <sup>1</sup> The deformation shall be the average of a single reading along each of three perpendicular axes. There is no limit on the difference between individual forward deformation readings. There is no specification for return deformation.
  - <sup>2</sup> All coloured dots shall be reasonable in size and placement.
- e. All tests for rebound, mass, size, deformation and durability shall be made in accordance with the Regulations described in the current edition of ITF Approved Tennis Balls & Classified Court Surfaces.

### CLASSIFICATION OF COURT PACE

The ITF test method used for determining the pace of a court surface is ITF CS 01/02 (ITF Court Pace Rating) as described in the ITF publication entitled "ITF guide to test methods for tennis court surfaces".

Court surfaces which have an ITF Court Pace Rating of 0 to 29 shall be classified as being Category 1 (slow pace). Examples of court surface types which conform to this classification will include most clay courts and other types of unbound mineral surface.

Court surfaces which have an ITF Court Pace Rating of 30 to 34 shall be classified as being Category 2 (medium-slow pace), while court surfaces with an ITF Court Pace Rating of 35 to 39 shall be classified as being Category 3 (medium pace). Examples of court surface types which conform to this classification will include most acrylic coated surfaces plus some carpet surfaces.

Court surfaces with an ITF Court Pace Rating of 40 to 44 shall be classified as being Category 4 (medium-fast pace), while court surfaces which have an ITF Court Pace Rating of 45 or more shall be classified as being Category 5 (fast pace). Examples of court surface types which conform to this classification will include most natural grass, artificial grass and some carpet surfaces.

**Case 1:** Which ball type should be used on which court surface?

**Decision:** 3 different types of balls are approved for play under the

## X. EXHIBITS

*Rules of Tennis, however:*

- a. *Ball Type 1 (fast speed) is intended for play on slow pace court surfaces*
- b. *Ball Type 2 (medium speed) is intended for play on medium-slow, medium and medium-fast pace court surfaces*
- c. *Ball Type 3 (slow speed) is intended for play on fast pace court surfaces*

**Note:** In addition to the ball types specified under paragraph (b) above, the Stage 1 (Green) ball may be used for all levels of competitive play except for world ranking professional tennis events, Davis Cup and Fed Cup, the Olympic Tennis Event, Junior Tournaments and Team events sanctioned by the ITF and affiliated Regional Associations, ITF Senior Circuit and Team events and ITF Wheelchair Circuit and Team events.

Each National Association shall have the right to decide which national competitive events should use the stage 1 (green) ball.

### APPENDIX II

#### THE RACKET

For all measurements in Appendix II, SI units shall take precedence

- a. The racket shall consist of a frame and string(s). The frame shall consist of a handle and head, and may also include a throat. The head is defined as that part of the racket to which the string(s) connect. The handle is defined as that part of the racket connected to the head which is held by the player in normal use. The throat, where present, is that part of the racket that joins the handle to the head.
- b. The hitting surface, defined as the main area of the stringing pattern bordered by the points of entry of the strings into the head or points of contact of the strings with the head, whichever is the smaller, shall be flat and consist of a pattern of crossed strings, which shall be alternately interlaced or bonded where they cross. The stringing pattern must be generally uniform and, in particular, not less dense in the center than in any other area. The racket shall be designed and strung such that the playing characteristics are identical on both faces.
- c. The racket shall not exceed 73.7 cm (29.0 inches) in overall length, and 31.7 cm (12.5 inches) in overall width. The hitting surface shall not exceed 39.4 cm (15.5 inches) in overall length, when measured parallel to the longitudinal axis of the handle, and 29.2 cm (11.5 inches) in overall width, when measured perpendicular to the longitudinal axis of the handle.
- d. The racket shall be free of any attached object, protrusion or device which makes it possible to change materially the shape of the racket, or its moment of inertia about any principal axis, or to change any physical property which may affect the performance of the racket during the playing of a point. Attached objects, protrusions and devices that are approved as Player Analysis Technology, or that are utilised to limit or prevent wear and tear or vibration or, for the frame only, to distribute weight, are permitted. All permissible objects,

## **X. EXHIBITS**

protrusions and devices must be reasonable in size and placement for their respective purpose(s).

No energy source that in any way could change or affect the playing characteristics of a racket may be built into or attached to a racket.

### **APPENDIX III**

#### **PLAYER ANALYSIS TECHNOLOGY**

Player Analysis Technology is equipment that may perform any of the following functions with respect to player performance information:

- A.** Recording
- B.** Storing
- C.** Transmission
- D.** Analysis
- E.** Communication to a player of any kind and by any means

Player Analysis Technology may record and/or store information during a match. Such information may only be accessed by a player in accordance with Rule 30.

### **APPENDIX IV**

#### **ADVERTISING**

- 1.** Advertising is permitted on the net as long as it is placed on the part of the net that is within 3 feet (0.914 m) from the center of the net posts and is produced in such a way that it does not interfere with the vision of the players or the playing conditions.

A mark (non-commercial) of the sanctioning body is permitted on the lower part of the net, minimum 20 inches (0.51 m) from the top of the net, as long as it is produced in such a way that it does not interfere with the vision of the players or the playing conditions.

- 2.** Advertising and other marks or material placed at the back and sides of the court shall be permitted unless it interferes with the vision of the players or the playing conditions.
- 3.** Advertising and other marks or material placed on the court surface outside the lines is permitted unless it interferes with the vision of the players or the playing conditions.
- 4.** Notwithstanding paragraphs (1), (2) and (3) above, any advertising, marks or material placed on the net or placed at the back and sides of the court, or on the court surface outside the lines may not contain white or yellow or other light colors that may interfere with the vision of the players or the playing conditions.
- 5.** Advertising and other marks or material are not permitted on the court surface inside the lines of the court.

# X. EXHIBITS

## APPENDIX V

### ALTERNATIVE PROCEDURES AND SCORING METHODS

#### SCORE IN A GAME (Rule 5):

This alternatives listed in this Appendix V may be used.

##### "No-Ad" SCORING METHOD

A "No-Ad" game is scored as follows with the server's score being called first:

No point	-	"Love"
First point	-	"15"
Second point	-	"30"
Third point	-	"40"
Fourth point	-	"Game"

If both players/teams have won three points each, the score is "Deuce" and a deciding point shall be played. The receiver(s) shall choose whether to receive the service from the right half or the left half of the court. In doubles, the players of the receiving team cannot change positions to receive this deciding point. The player/team who wins the deciding point wins the "Game".

In mixed doubles, the player of the same gender as the server shall receive the deciding point. The players of the receiving team cannot change positions to receive the deciding point.

#### SCORE IN A SET (Rules 6 and 7):

##### 1. SHORT SETS

The first player/team who wins four games wins that set, provided there is a margin of two games over the opponent(s). If the score reaches four games all, a tie-break game shall be played. Alternatively (at the discretion of the sanctioning body), if the score reaches three games all, a tie-break game shall be played.

##### 2. SHORT SET TIE-BREAK

When playing Short Sets only, a Short Set tie-break may be used. The first player/team to win five points wins the "Game" and "Set", with a deciding point if the score reaches four all. The order and number of serves shall be determined by the sanctioning body. Players/Teams will only change ends after the first four points have been played.

##### 3. MATCH TIE-BREAK (7 POINTS)

When the score in a match is one set all, or two sets all in best of five sets matches, one tie-break game shall be played to decide the match. This tie-break game replaces the deciding final set.

The player/team who first wins seven points shall win this match tie-break and the match provided there is a margin of two points over the opponent(s).

## X. EXHIBITS

### 4. MATCH TIE-BREAK (10 POINTS)

When the score in a match is one set all, or two sets all in best of five sets matches, one tie-break game shall be played to decide the match. This tie-break game replaces the deciding final set.

The player/team who first wins ten points shall win this match tie-break and the match provided there is a margin of two points over the opponent(s).

**Note:** When using the match tie-break to replace the final set:

- the original order of service continues. (Rules 5 and 14)
- in doubles, the order of serving and receiving within the team may be altered, as in the beginning of each set. (Rules 14 and 15)
- before the start of the match tie-break there shall be a 120 seconds set break.
- balls should not be changed before the start of the match tie-break even if a ball change is due.

### CHANGE OF ENDS (Rule 10):

During a tie-break game, players shall change ends after the first point and thereafter after every four points.

### THE LET DURING A SERVICE (Rule 22):

#### “NO LET” RULE

This alternative is play without the service let in Rule 22.

Whereby a serve that touches the net, strap or band is in play.

At the discretion of the sanctioning body, when playing doubles using Short Sets in combination with No-Ad scoring and the No-Let rule, either player on the receiving team is permitted to return a serve that touches the net, strap or band and lands within the correct service box.

## APPENDIX VI

### ROLE OF COURT OFFICIALS

The Referee is the final authority on all questions of tennis law and the Referee's decision is final.

In matches where a Chair Umpire is assigned, the Chair Umpire is the final authority on all questions of fact during the match.

The players have the right to call the Referee to court if they disagree with a Chair Umpire's interpretation of tennis law.

In matches where Line Umpires and net umpires are assigned, they make all calls (including foot-fault calls) relating to that line or net. The Chair Umpire has the right to overrule a Line Umpire or a net umpire if the Chair Umpire is sure that a clear mistake has been made. The Chair Umpire is responsible for calling any line (including foot-faults) or net where no Line Umpire or net umpire is assigned.



## X. EXHIBITS

A Line Umpire who cannot make a call shall signal this immediately to the Chair Umpire who shall make a decision. If the Line Umpire can not make a call, or if there is no Line Umpire, and the Chair Umpire can not make a decision on a question of fact, the point shall be replayed.

In team events where the Referee is sitting on-court, the Referee is also the final authority on questions of fact.

Play may be stopped or suspended at any time the Chair Umpire decides it is necessary or appropriate.

The Referee may also stop or suspend play in the case of darkness, weather or adverse court conditions. When play is suspended for darkness, this should be done at the end of a set, or after an even number of games have been played in the set in progress. After a suspension in play, the score and position of players on-court in the match shall stand when the match resumes.

The Chair Umpire or Referee shall make decisions regarding continuous play and coaching in respect of any Code of Conduct that is approved and in operation.

**Case 1:** *The Chair Umpire awards the server a first service after an overrule, but the receiver argues that it should be a second service, since the server had already served a fault. Should the Referee be called to court to give a decision?*

**Decision:** *Yes. The Chair Umpire makes the first decision about questions of tennis law (issues relating to the application of specific facts). However, if a player appeals the Chair Umpire's decision, then the Referee shall be called to make the final decision.*

**Case 2:** *A ball is called out, but a player claims that the ball was good. May the Referee be called to court to make a decision?*

**Decision:** *No. The Chair Umpire makes the final decision on questions of fact (issues relating to what actually happened during a specific incident).*

**Case 3:** *Is a Chair Umpire allowed to overrule a Line Umpire at the end of a point if, in the Chair Umpire's opinion, a clear mistake was made earlier in the point?*

**Decision:** *No. A Chair Umpire may only overrule a Line Umpire immediately after the clear mistake has been made.*

**Case 4:** *A Line Umpire calls a ball "Out" and then the player argues that the ball was good. Is the Chair Umpire allowed to overrule the Line Umpire?*

**Decision:** *No. A Chair Umpire must never overrule as the result of the protest or appeal by a player*

**Case 5:** *A Line Umpire calls a ball "Out". The Chair Umpire was unable to see clearly, but thought the ball was in. May the Chair Umpire overrule the Line Umpire?*

**Decision:** *No. The Chair Umpire may only overrule when sure that the Line Umpire made a clear mistake.*

**Case 6:** *Is a Line Umpire allowed to change the call after the Chair Umpire has announced the score?*

## X. EXHIBITS

**Decision:** Yes. If a Line Umpire realizes a mistake, a correction should be made as soon as possible provided it is not as the result of a protest or appeal of a player.

**Case 7:** If a Chair Umpire or Line Umpire calls "out" and then corrects the call to good, what is the correct decision?

**Decision:** The Chair Umpire must decide if the original "out" call was a hindrance to either player. If it was a hindrance, the point shall be replayed. If it was not a hindrance, the player who hit the ball wins the point.

**Case 8:** A ball is blown back over the net and the player correctly reaches over the net to try to play the ball. The opponent(s) hinders the player from doing this. What is the correct decision?

**Decision:** The Chair Umpire must decide if the hindrance was deliberate or unintentional and either awards the point to the hindered player or order the point to be replayed.

### BALL MARK INSPECTION PROCEDURES

1. Ball mark inspections can only be made on clay courts.
2. A ball mark inspection requested by a player (team) shall be allowed only if the Chair Umpire cannot determine the call with certainty from his/her chair on either a point-ending shot or when a player (team) stops playing the point during a rally (returns are permitted but then the player must immediately stop).
3. When the Chair Umpire has decided to make a ball mark inspection, he/she should go down from the chair and make the inspection himself. If he/she does not know where the mark is, he/she can ask the Line Umpire for help in locating the mark, but then the Chair Umpire shall inspect it.
4. The original call or overrule will always stand if the Line Umpire and Chair Umpire cannot determine the location of the mark or if the mark is unreadable.
5. Once the Chair Umpire has identified and ruled on a ball mark, this decision is final and not appealable.
6. In clay court tennis the Chair Umpire should not be too quick to announce the score unless absolutely certain of the call. If in doubt, wait before calling the score to determine whether a ball mark inspection is necessary.
7. In doubles the appealing player must make his/her appeal in such a way that either play stops or the Chair Umpire stops play. If an appeal is made to the Chair Umpire then he/she must first determine that the correct appeal procedure was followed. If it was not correct or if it was late, then the Chair Umpire may determine that the opposing team was deliberately hindered.
8. If a player erases the ball mark before the Chair Umpire has made a final decision, he/she concedes the call.
9. A player may not cross the net to check a ball mark without being subject to the Unsportsmanlike provision of the Code of Conduct.

## **X. EXHIBITS**

### **ELECTRONIC REVIEW PROCEDURES**

At tournaments where an Electronic Review System is used, the following procedures should be followed for matches on courts where it is used.

1. A request for an Electronic Review of a line call or overrule by a player (team) shall be allowed only on either a point-ending shot or when a player (team) stops playing the point during a rally (returns are permitted but then the player must immediately stop).
2. The Chair Umpire should decide to use the Electronic Review when there is doubt about the accuracy of the line call or overrule. However, the Chair Umpire may refuse the Electronic Review if he/she believes that the player is making an unreasonable request or that it was not made in a timely manner.
3. In doubles the appealing player must make his/her appeal in such a way that either play stops or the Chair Umpire stops play. If an appeal is made to the Chair Umpire then he/she must first determine that the correct appeal procedure was followed. If it was not correct or if it was late, then the Chair Umpire may determine that the opposing team was deliberately hindered, in which case the appealing team loses the point.
4. The original call or overrule will always stand if the Electronic Review is unable, for whatever reason, to make a decision on that line call or overrule.
5. The Chair Umpire's final decision will be the outcome of the Electronic Review and is not appealable. If a manual choice is required for the system to review a particular ball impact, a Review Official approved by the Referee shall decide which ball impact is reviewed.
6. Each player (team) is allowed three (3) unsuccessful appeals per set, plus one (1) additional appeal in the tie-break. For matches with advantage sets, players (teams) will start again with a maximum of three (3) unsuccessful appeals at 6 games all and every 12 games thereafter. For matches with match tie-break, the match tie-break counts as a new set and each player (team) starts with three (3) appeals. Players (teams) will have an unlimited number of successful appeals.

# X. EXHIBITS

## APPENDIX VII

### 10 AND UNDER TENNIS COMPETITION

#### Courts:

In addition to the (full sized) court described in Rule 1, the following court dimensions may be used for 10 and under tennis competition:

- A court, designated "Red" for the purposes of 10 and under tennis competition, shall be a rectangle, between 36 feet (10.97 m) and 42 feet (12.80 m) long, and between 14 feet (4.27 m) and 20 feet (6.10 m) wide. The net shall be between 31.5 inches (0.800 m) and 33.0 inches (0.838m) high at the center.
- A court, designated "Orange", shall be a rectangle, between 58 feet (17.68 m) and 60 feet (18.29 m) long, and between 20 feet (6.10 m) and 27 feet (8.23 m) wide. The net shall be between 31.5 inches (0.800 m) and 36.0 inches (0.914m) high at the center.

#### Balls:

Only the following ball types, which are specified in Appendix I, can be used in 10 and under tennis competition:

- A Stage 3 (Red) ball, which is recommended for play on a "red" court, by players aged up to 8 years, using a racket up to 23 inches (58.4 cm) long.
- A Stage 2 (Orange) ball, which is recommended for play on an "orange" court, by players aged 8 to 10 years, using a racket between 23 inches (58.4 cm) and 25 inches (63.5) cm long.
- A Stage 1 (Green) ball, which is recommended for play on a full sized court, by advanced players aged 9 to 10 years, using a racket between 25 inches (63.5 cm) and 26 inches (66.0 cm) long.

Note: Other ball types described in Appendix I cannot be used in 10 and under tennis competition.

#### Scoring methods:

For 10 and under tennis competition using Stage 3 (Red), Stage 2 (Orange) or Stage 1 (Green) balls, scoring methods specified in the Rules of Tennis (including those specified in Appendix V) can be utilised, in addition to short duration scoring methods involving matches of one match tie-break, best of 3 tie-breaks/match tie-breaks, one short set or one regular set.

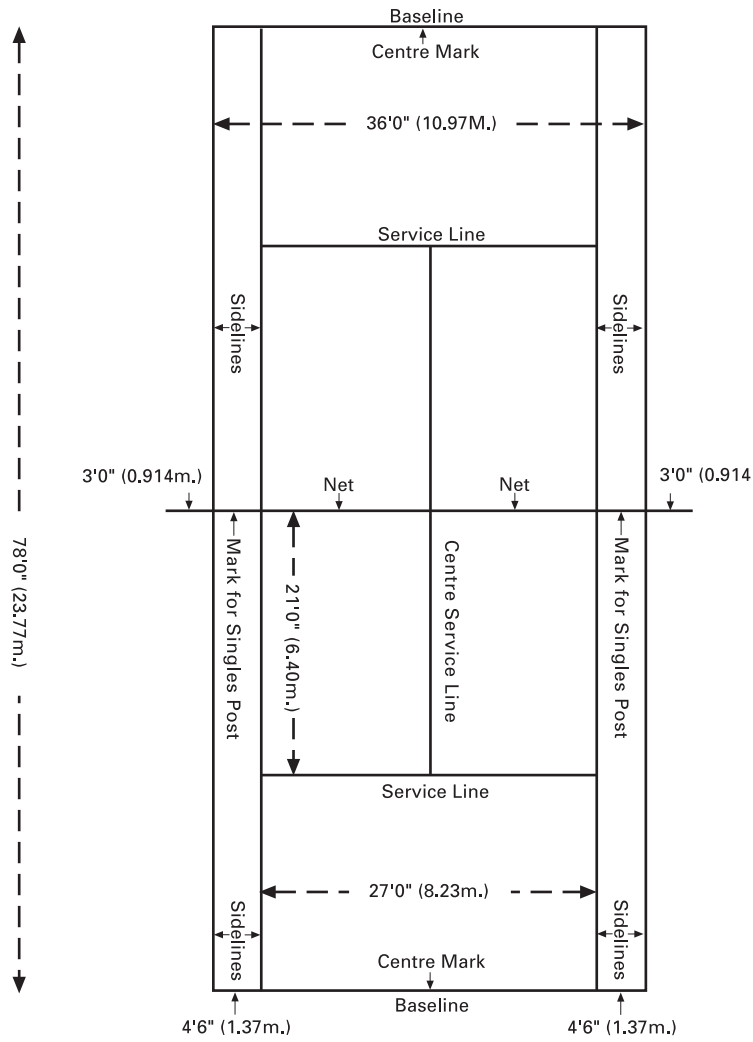
#### Timed matches:

For 10 and under tennis competition the tournament committee may set a specific time period for matches in the event.

# X. EXHIBITS

## APPENDIX VIII

# PLAN OF THE COURTS

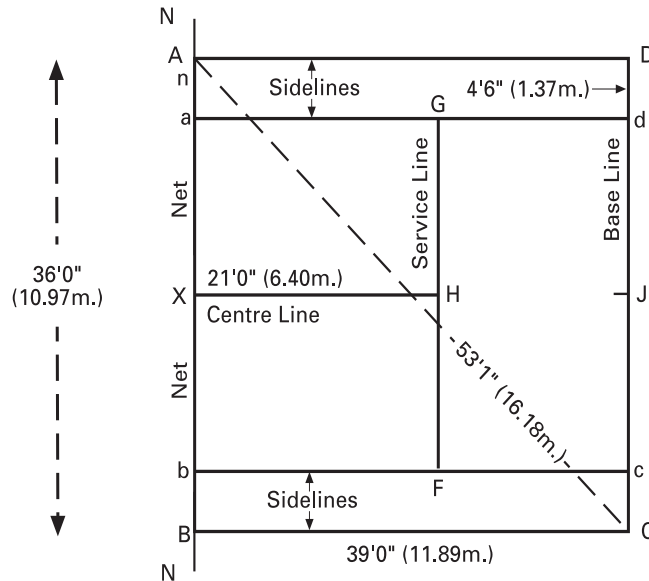


**NOTE:** All court measurements shall be made to the outside of the lines.

## X. EXHIBITS

### APPENDIX IX

#### SUGGESTIONS ON HOW TO MARK OUT A COURT



**NOTE:** All court measurements shall be made to the outside of the lines.

The following procedure is for the usual combined doubles and singles court. (See note at foot for a court for one purpose only.)

First select the position of the net; a straight line 42 feet (12.80 m) long. Mark the center (X on the diagram above) and, measuring from there in each direction, mark:

- at 13'6" (4.11 m) the points a, b, where the net crosses the inner sidelines,
- at 16'6" (5.03 m) the positions of the singles sticks (n, n),
- at 18'0" (5.48 m) the points A, B, where the net crosses the outer sidelines,
- at 21'0" (6.40 m) the positions of the net posts (N, N), being the ends of the original 42'0" (12.80 m) line.

Insert pegs at A and B and attach to them the respective ends of two measuring tapes. On one, which will measure the diagonal of the half-court, take a length 53'1" (16.18 m) and on the other (to measure the sideline) a length of 39'0" (11.89 m). Pull both taut so that at these distances they meet at a point C, which is one corner of the

## X. EXHIBITS

court. Reverse the measurements to find the other corner D. As a check on this operation it is advisable at this stage to verify the length of the line CD which, being the baseline, should be found to be 36'0" (10.97 m); and at the same time its center J can be marked, and also the ends of the inner sidelines (c, d), 4'6" (1.37 m) from C and D.

The center line and service line are now marked by means of the points F, H, G, which are measured 21'0" (6.40 m) from the net down the lines bc, XJ, ad, respectively.

Identical procedure the other side of the net completes the court.

If a singles court only is required, no lines are necessary outside the points a, b, c, d, but the court can be measured out as above. Alternatively, the corners of the baseline (c, d) can be found if preferred by pegging the two tapes at a and b instead of at A and B, and by then using lengths of 47'5" (14.46 m) and 39'0" (11.89 m). The net posts will be at n, n, and a 33'0" (10 m) singles net should be used.

When a combined doubles and singles court with a doubles net is used for singles, the net must be supported at the points n, n, to a height of 3 feet 6 inches (1.07 m) by means of two singles sticks, which shall be not more than 3 inches (7.5 cm) square or 3 inches (7.5 cm) in diameter. The centers of the singles sticks shall be 3 feet (.914 m) outside the singles court on each side.

To assist in the placing of these singles sticks it is desirable that the points n, n, should each be shown with a white dot when the court is marked.

When sanctioning bodies approve so called "Blended Lines" on courts the following guidelines must be followed:

### **Colour:**

- Within the same colour family as the background playing surface.
- Lighter than the background playing surface.
- Limit on colour variation of +22 points on the L\* scale  
(Add <25% by volume of white paint to the background colour)

### **Pace:**

- Within 5 CPR of the playing surface.

### **Dimensions:**

- 1.0-1.5 cm narrower than the standard lines.

### **Marking:**

- Terminate 8 cm from intersection with white playing lines.

### **Note:**

As a guide for international competitions, the recommended minimum distance between the baselines and the backstops should be 21 feet (6.40 m) and between the sidelines and the sidestops the recommended minimum distance should be 12 feet (3.66 m).

## **X. EXHIBITS**

As a guide for recreational and Club play, the recommended minimum distance between the baselines and the backstops should be 18 feet (5.48 m) and between the sidelines and the sidestops the recommended minimum distance should be 10 feet (3.05 m).

As a guide, the recommended minimum height measured at the net from the court surface to the ceiling should be 30 feet (9.14 m)..

### **APPENDIX X**

#### **RULES OF BEACH TENNIS**

The Rules of Beach Tennis are approved by the Rules of Tennis Committee and the Board of Directors and can be found on <http://www.itftennis.com/beachtennis/home>

### **APPENDIX XI**

#### **PROCEDURES FOR REVIEW AND HEARINGS ON THE RULES OF TENNIS**

##### **1. INTRODUCTION**

**1.1** These procedures were approved by the Board of Directors of the International Tennis Federation ("Board of Directors") on 17 May 1998.

**1.2** The Board of Directors may from time to time supplement, amend, or vary these procedures.

##### **2. OBJECTIVES**

**2.1** The International Tennis Federation is the custodian of the Rules of Tennis and is committed to:

- a. Preserving the traditional character and integrity of the game of tennis.
- b. Actively preserving the skills traditionally required to play the game.
- c. Encouraging improvements, which maintain the challenge of the game.
- d. Ensuring fair competition.

**2.2** To ensure fair, consistent and expeditious review and hearings in relation to the Rules of Tennis the procedures set out below shall apply.

##### **3. SCOPE**

**3.1** These Procedures shall apply to Rulings under:

- a. Rule 1 – The Court.
- b. Rule 3 – The Ball.
- c. Rule 4 – The Racket.
- d. Appendix I and II of the Rules of Tennis.
- e. Any other Rules of Tennis which the International Tennis Federation may decide.

##### **4. STRUCTURE**

**4.1** Under these procedures Rulings shall be issued by a Ruling Board.

**4.2** Such Rulings shall be final save, for an entitlement to appeal to an Appeal Tribunal pursuant to these procedures.



## **X. EXHIBITS**

### **5. APPLICATION**

5.1 Rulings shall be taken either:

- a. Following a motion of the Board of Directors; or
- b. Upon the receipt of an application in accordance with the procedures set out below.

### **6. APPOINTMENT AND COMPOSITION OF RULING BOARDS**

6.1 Ruling Boards shall be appointed by the President of the International Tennis Federation ("President") or his designee and shall comprise of such a number, as the President or his designee shall determine.

6.2 If more than one person is appointed to the Ruling Board the Ruling Board shall nominate one person from amongst themselves to act as Chairperson.

6.3 The Chairperson shall be entitled to regulate the procedures prior to and at any review and/or hearing of a Ruling Board.

### **7. PROPOSED RULINGS BY THE RULING BOARD**

7.1 The details of any proposed Ruling issued upon the motion of the Board of Directors may be provided to any bona fide person or any players, equipment manufacturer or national association or members thereof with an interest in the proposed Ruling.

7.2 Any person so notified shall be given a reasonable period within which to forward comments, objections, or requests for information to the President or his designee in connection with the proposed Ruling.

### **8. APPLICATION FOR RULINGS**

8.1 An application for a Ruling may be made by any party with a bona fide interest in the Ruling including any player, equipment manufacturer or national association or member thereof.

8.2 Any application for a Ruling must be submitted in writing to the President.

8.3 To be valid an application for a Ruling must include the following minimum information:

- a. The full name and address of the Applicant.
- b. The date of the application.
- c. A statement clearly identifying the interest of the Applicant in the question upon which a Ruling is requested.
- d. All relevant documentary evidence upon which the Applicant intends to rely at any hearing.
- e. If, in the opinion of the Applicant, expert evidence is necessary he shall include a request for such expert evidence to be heard. Such request must identify the name of any expert proposed and their relevant expertise.
- f. When an application for a Ruling on a racket or other piece of equipment is made, a prototype or, exact, copy of the equipment in question must be submitted with the application for a Ruling.
- g. If, in the opinion of the Applicant, there are extraordinary or unusual circumstances, which require a Ruling to be made within a specified time or before a specified date he shall include a statement describing the extraordinary or unusual circumstances.

## **X. EXHIBITS**

**8.4** If an application for a Ruling does not contain the information and/or equipment referred to at Clause 8. 3 (a)-(g) above the President or his designee shall notify the Applicant giving the Applicant a specified reasonable time within which to remedy the defect. If the Applicant fails to remedy the defect within the specified time the application shall be dismissed.

### **9. CONVENING THE RULING BOARD**

**9.1** On receipt of a valid application or on the motion of the Board of Directors the President or his designee may convene a Ruling Board to deal with the application or motion.

**9.2** The Ruling Board need not hold a hearing to deal with an application or motion where the application or motion, in the opinion of the Chairperson can be resolved in a fair manner without a hearing.

### **10. PROCEDURE OF THE RULING BOARD**

**10.1** The Chairperson of a Ruling Board shall determine the appropriate form, procedure and date of any review and/or hearing.

**10.2** The Chairperson shall provide written notice of those matters set out at 10.1 above to any Applicant or any person or association who has expressed an interest in the proposed Ruling.

**10.3** The Chairperson shall determine all matters relating to evidence and shall not be bound by judicial rules governing procedure and admissibility of evidence provided that the review and/or hearing is conducted in a fair manner with a reasonable opportunity for the relevant parties to present their case.

**10.4** Under these procedures any review and/or hearings:

- a.** Shall take place in private.
- b.** May be adjourned and/or postponed by the Ruling Board.

**10.5** The Chairperson shall have the discretion to co-opt from time to time additional members onto the Ruling Board with special skill or experience to deal with specific issues, which require such special skill or experience.

**10.6** The Ruling Board shall take its decision by a simple majority. No member of the Ruling Board may abstain.

**10.7** The Chairperson shall have the complete discretion to make such order against the Applicant [and/or other individuals or organizations commenting objecting or requesting information at any review and/or hearing] in relation to the costs of the application and/or the reasonable expenses incurred by the Ruling Board in holding tests or obtaining reports relating to equipment subject to a Ruling as he shall deem appropriate.

### **11. NOTIFICATION**

**11.1** Once a Ruling Board has reached a decision it shall provide written notice to the Applicant, or, any person or association who has expressed an interest in the proposed Ruling as soon as reasonably practicable.

**11.2** Such written notice shall include a summary of the reasoning behind the decision of the Ruling Board.

**11.3** Upon notification to the Applicant or upon such other date specified by the Ruling

## **X. EXHIBITS**

Board the Ruling of the Ruling Board shall be immediately binding under the Rules of Tennis.

### **12. APPLICATION OF CURRENT RULES OF TENNIS**

- 12.1** Subject to the power of the Ruling Board to issue interim Rulings the current Rules of Tennis shall continue to apply until any review and/or hearing of the Ruling Board is concluded and a Ruling issued by the Ruling Board.
- 12.2** Prior to and during any review and/or hearing the Chairperson of the Ruling Board may issue such directions as are deemed reasonably necessary in the implementation of the Rules of Tennis and of these procedures including the issue of interim Rulings.
- 12.3** Such interim Rulings may include restraining orders on the use of any equipment under the Rules of Tennis pending a Ruling by the Ruling Board as to whether or not the equipment meets the specification of the Rules of Tennis.

### **13. APPOINTMENT AND COMPOSITION OF APPEAL TRIBUNALS**

- 13.1** Appeal Tribunals shall be appointed by the President or his designee from [members of the Board of Directors/Technical Commission].
- 13.2** No member of the Ruling Board who made the original Ruling shall be a member of the Appeal Tribunal.
- 13.3** The Appeal Tribunal shall comprise of such number as the President or his designee shall determine but shall be no less than three.
- 13.4** The Appeal Tribunal shall nominate one person from amongst themselves to act as Chairperson.
- 13.5** The Chairperson shall be entitled to regulate the procedures prior to and at any appeal hearing.

### **14. APPLICATION TO APPEAL**

- 14.1** An Applicant [or a person or association who has expressed an interest and forwarded any comments, objections, or requests to a proposed Ruling] may appeal any Ruling of the Ruling Board.
- 14.2** To be valid an application for an appeal must be:
  - a.** Made in writing to the Chairperson of the Ruling Board who made the Ruling appealed not later than [45] days following notification of the Ruling;
  - b.** Must set out details of the Ruling appealed against; and
  - c.** Must contain the full grounds of the appeal.
- 14.3** Upon receipt of a valid application to appeal the Chairperson of the Ruling Board making the original Ruling may require a reasonable appeal fee to be paid by the Appellant as a condition of appeal. Such appeal fee shall be repaid to the Appellant if the appeal is successful.

### **15. CONVENING THE APPEAL TRIBUNAL**

- 15.1** The President or his designee shall convene the Appeal Tribunal following payment by the Appellant of any appeal fee.

## **X. EXHIBITS**

### **16. PROCEDURES OF APPEAL TRIBUNAL**

- 16.1** The Appeal Tribunal and their Chairperson shall conduct procedures and hearings in accordance with those matters set out in sections 10, 11 and 12 above.
- 16.2** Upon notification to the Appellant or upon such other date specified by the Appeal Tribunal the Ruling of the Appeal Tribunal shall be immediately binding and final under the Rules of Tennis.

### **17. GENERAL**

- 17.1** If a Ruling Board consists of only one member that single member shall be responsible for regulating the hearing as Chairperson and shall determine the procedures to be followed prior to and during any review and/or hearing.
- 17.2** All review and/or hearings shall be conducted in English. In any hearing where an Applicant, and/or other individuals or organizations commenting, objecting or requesting information do not speak English an interpreter must be present. Wherever practicable the interpreter shall be independent.
- 17.3** The Ruling Board or Appeal Tribunal may publish extracts from its own Rulings.
- 17.4** All notifications to be made pursuant to these procedures shall be in writing.
- 17.5** Any notifications made pursuant to these procedures shall be deemed notified upon the date that they were communicated, sent or transmitted to the Applicant or other relevant party.
- 17.6** A Ruling Board shall have the discretion to dismiss an application if in its reasonable opinion the application is substantially similar to an application or motion upon which a Ruling Board has made a decision and/or Ruling within the 36 months prior to the date of the application.

© ITF Limited t/a International Tennis Federation  
All rights reserved  
2020

# X. EXHIBITS

## EXHIBIT J - Prize Money

PRIZE MONEY DISTRIBUTION 2020 ATP Tour 250 - USD

CONTRIBUTIONS:

ON - SITE	546,355	604,010	602,935	611,420	719,320
PLAYER BENEFIT CONTRIBUTIONS	13,660	15,100	15,075	15,285	17,985
<b>PLAYERS MONEY</b>	<b>532,695</b>	<b>588,910</b>	<b>587,860</b>	<b>596,135</b>	<b>701,335</b>
<b>SINGLES DRAW SIZE</b>	<b>28 Draw</b>	<b>28 Draw</b>	<b>32 Draw</b>	<b>28 Draw</b>	<b>28 Draw</b>
<b>SINGLES TOTAL</b>	<b>426,115</b>	<b>471,130</b>	<b>470,300</b>	<b>476,915</b>	<b>561,065</b>
W	91,625	101,285	97,585	102,535	120,635
F	50,710	56,065	53,615	56,760	66,770
S	28,540	31,560	29,980	31,950	37,590
Q	16,250	17,960	16,990	18,180	21,390
16	9,320	10,305	9,670	10,435	12,275
28/32	5,450	6,030	5,570	6,100	7,175
	16 Draw	16 Draw	16 Draw	16 Draw	16 Draw
Q2	2,665	2,945	2,995	2,980	3,505
Q1	1,385	1,530	1,590	1,550	1,825
<b>DOUBLES DRAW SIZE</b>	<b>16 Draw</b>	<b>16 Draw</b>	<b>16 Draw</b>	<b>16 Draw</b>	<b>16 Draw</b>
<b>DOUBLES TOTAL</b>	<b>106,580</b>	<b>117,780</b>	<b>117,560</b>	<b>119,220</b>	<b>140,270</b>
W	30,900	34,160	34,100	34,580	40,690
F	15,840	17,500	17,480	17,720	20,860
S	8,580	9,480	9,470	9,600	11,300
Q	4,910	5,430	5,420	5,490	6,470
16	2,880	3,180	3,170	3,220	3,780



Adelaide	Santiago	Delray Beach	Buenos Aires	Atlanta
Pune	Houston			New York
Auckland	Newport			
Cordoba				

## X. EXHIBITS

### PRIZE MONEY DISTRIBUTION 2020 ATP Tour 250 - USD

#### CONTRIBUTIONS:

ON - SITE	743,085	834,630	963,935	972,095	1,134,955
PLAYER BENEFIT CONTRIBUTIONS	18,575	20,865	24,100	24,300	28,375
<b>PLAYERS MONEY</b>	<b>724,510</b>	<b>813,765</b>	<b>939,835</b>	<b>947,795</b>	<b>1,106,580</b>
<b>SINGLES DRAW SIZE</b>	<b>48 Draw</b>	<b>28 Draw</b>	<b>28 Draw</b>	<b>28 Draw</b>	<b>28 Draw</b>
<b>SINGLES TOTAL</b>	<b>579,610</b>	<b>651,015</b>	<b>751,865</b>	<b>758,235</b>	<b>885,260</b>
W	102,010	139,965	161,645	163,025	191,210
F	58,540	77,470	89,470	90,230	104,460
S	33,620	43,620	50,375	50,800	59,305
Q	19,415	24,815	28,660	28,905	33,750
16	11,090	14,240	16,445	16,585	19,365
28	6,520	8,330	9,620	9,700	11,325
48	3,965				
	16 Draw	16 Draw	16 Draw	16 Draw	16 Draw
Q2	2,100	4,070	4,700	4,740	5,530
Q1	1,160	2,115	2,445	2,465	2,880
<b>DOUBLES DRAW SIZE</b>	<b>16 Draw</b>	<b>16 Draw</b>	<b>16 Draw</b>	<b>16 Draw</b>	<b>16 Draw</b>
<b>DOUBLES TOTAL</b>	<b>144,900</b>	<b>162,750</b>	<b>187,970</b>	<b>189,560</b>	<b>221,320</b>
W	42,020	47,200	54,530	54,980	64,200
F	21,540	24,190	27,940	28,180	32,900
S	11,670	13,120	15,150	15,280	17,830
Q	6,680	7,500	8,660	8,740	10,200
16	3,910	4,390	5,070	5,110	5,970



Winston Salem

Los Cabos

Zhuhai

Moscow\*

Chengdu

\*Prize money may be adjusted in accordance with rule 3.11 A. 1) d)

# X. EXHIBITS

## PRIZE MONEY DISTRIBUTION

2020 ATP Tour 250 - USD

### CONTRIBUTIONS:

<b>ON - SITE</b>	1,243,790	1,359,180
<b>PLAYER BENEFIT CONTRIBUTIONS</b>	31,095	33,980
<b>PLAYERS MONEY</b>	1,212,695	1,325,200
<b>SINGLES DRAW SIZE</b>	28 Draw	28 Draw
<b>SINGLES TOTAL</b>	970,155	1,060,150
<b>W</b>	208,585	227,930
<b>F</b>	115,450	126,160
<b>S</b>	65,000	71,030
<b>Q</b>	36,985	40,425
<b>16</b>	21,220	23,190
<b>28</b>	12,410	13,560
	16 Draw	16 Draw
<b>Q2</b>	6,065	6,625
<b>Q1</b>	3,155	3,445
<b>DOUBLES DRAW SIZE</b>	16 Draw	16 Draw
<b>DOUBLES TOTAL</b>	242,540	265,050
<b>W</b>	70,350	76,870
<b>F</b>	36,050	39,400
<b>S</b>	19,550	21,350
<b>Q</b>	11,180	12,220
<b>16</b>	6,540	7,150

\$

St. Petersburg

Doha

## X. EXHIBITS

PRIZE MONEY DISTRIBUTION 2020 ATP Tour 250 - EUR

CONTRIBUTIONS:

ON - SITE	900,000	542,695	542,695
PLAYER BENEFIT CONTRIBUTIONS	22,500	13,565	13,565
<b>PLAYERS MONEY</b>	<b>877,500</b>	<b>529,130</b>	<b>529,130</b>
<b>SINGLES DRAW SIZE</b>	<b>28 Draw</b>	<b>28 Draw</b>	<b>32 Draw</b>
<b>SINGLES TOTAL</b>	<b>702,000</b>	<b>423,310</b>	<b>423,310</b>
W	150,930	91,010	87,835
F	83,540	50,380	48,255
S	47,035	28,360	26,990
Q	26,770	16,140	15,290
16	15,355	9,260	8,700
28/32	8,980	5,415	5,015
	16 Draw	16 Draw	16 Draw
Q2	4,385	2,645	2,700
Q1	2,280	1,375	1,430
<b>DOUBLES DRAW SIZE</b>	<b>16 Draw</b>	<b>16 Draw</b>	<b>16 Draw</b>
<b>DOUBLES TOTAL</b>	<b>175,500</b>	<b>105,820</b>	<b>105,820</b>
W	50,900	30,690	30,690
F	26,080	15,730	15,730
S	14,140	8,520	8,520
Q	8,080	4,870	4,870
16	4,740	2,860	2,860



Mallorca

Bastad Lyon  
 Budapest Metz  
 Estoril Montpellier  
 Geneva Munich  
 Gstaad Sofia  
 Kitzbuhel Umag

Marrakech



## X. EXHIBITS

PRIZE MONEY DISTRIBUTION 2020 ATP Tour 250 - EUR

**CONTRIBUTIONS:**

ON - SITE	658,000	691,880	702,780	708,025
PLAYER BENEFIT CONTRIBUTIONS	16,450	17,295	17,570	17,700
<b>PLAYERS MONEY</b>	<b>641,550</b>	<b>674,585</b>	<b>685,210</b>	<b>690,325</b>
<b>SINGLES DRAW SIZE</b>	<b>28 Draw</b>	<b>28 Draw</b>	<b>28 Draw</b>	<b>28 Draw</b>
<b>SINGLES TOTAL</b>	<b>513,240</b>	<b>539,665</b>	<b>548,170</b>	<b>552,265</b>
W	110,345	116,030	117,860	118,740
F	61,075	64,225	65,230	65,725
S	34,390	36,165	36,730	37,000
Q	19,565	20,575	20,900	21,055
16	11,225	11,805	11,995	12,080
32	6,565	6,900	7,010	7,065
	16 Draw	16 Draw	16 Draw	16 Draw
Q2	3,210	3,375	3,425	3,450
Q1	1,670	1,755	1,780	1,795
<b>DOUBLES DRAW SIZE</b>	<b>16 Draw</b>	<b>16 Draw</b>	<b>16 Draw</b>	<b>16 Draw</b>
<b>DOUBLES TOTAL</b>	<b>128,310</b>	<b>134,920</b>	<b>137,040</b>	<b>138,060</b>
W	37,220	39,130	39,750	40,040
F	19,070	20,050	20,370	20,520
S	10,330	10,870	11,040	11,110
Q	5,920	6,220	6,310	6,360
16	3,460	3,640	3,700	3,730
	3,340	3,520	3,570	3,600



Stockholm\*

's-Hertogenbosch

Antwerp

Marseille

Stuttgart

Eastbourne

\*Prize money may be adjusted in accordance with rule 3.11 A. 1) d)

## X. EXHIBITS

### PRIZE MONEY DISTRIBUTION 2020 ATP Tour 500 - USD

#### CONTRIBUTIONS:

ON - SITE	1,845,265	1,759,905	1,953,285	2,794,840	3,573,220	1,953,285
PLAYER BENEFIT CONTRIBUTIONS	46,130	44,000	48,830	69,870	89,330	48,830
<b>PLAYERS MONEY</b>	<b>1,799,135</b>	<b>1,715,905</b>	<b>1,904,455</b>	<b>2,724,970</b>	<b>3,483,890</b>	<b>1,904,455</b>
<b>SINGLES DRAW SIZE</b>	<b>32 Draw</b>	<b>32 Draw</b>	<b>32 Draw</b>	<b>32 Draw</b>	<b>32 Draw</b>	<b>48 Draw</b>
<b>SINGLES TOTAL</b>	<b>1,439,305</b>	<b>1,372,725</b>	<b>1,523,535</b>	<b>2,179,970</b>	<b>2,787,110</b>	<b>1,523,565</b>
W	372,785	355,530	394,600	565,705	734,410	365,660
F	187,110	178,455	198,065	284,485	369,290	185,875
S	94,995	90,600	100,555	143,880	186,735	95,220
Q	50,375	48,050	53,325	76,025	96,150	49,900
16	25,730	24,540	27,230	38,835	49,300	25,330
32	14,210	13,555	15,045	21,525	27,175	13,330
48						7,520
	16 Draw	16 Draw	16 Draw	24 Draw	16 Draw	16 Draw
Q2	6,480	6,175	6,855	9,810	11,845	3,685
Q1	3,600	3,430	3,810	5,450	6,095	1,970
<b>DOUBLES DRAW SIZE</b>						
<b>DOUBLES TOTAL</b>	<b>359,830</b>	<b>343,180</b>	<b>380,920</b>	<b>545,000</b>	<b>696,780</b>	<b>380,890</b>
W	119,750	114,200	126,750	181,360	231,860	126,750
F	58,620	55,900	62,050	88,780	113,500	62,040
S	29,410	28,040	31,120	44,530	56,930	31,110
Q	15,080	14,390	15,970	22,850	29,210	15,970
16	7,790	7,430	8,250	11,800	15,090	8,250



Acapulco

Rio de Janeiro

Tokyo\*

Dubai

Beijing\*

Washington

\*Prize money may be adjusted in accordance with rule 3.11 A. 1) d)

## X. EXHIBITS

### PRIZE MONEY DISTRIBUTION 2020 ATP Tour 500 - EUR

#### CONTRIBUTIONS:

ON - SITE	1,770,865	2,013,855	2,134,520	2,135,350
PLAYER BENEFIT CONTRIBUTIONS	44,270	50,345	53,365	53,385
<b>PLAYERS MONEY</b>	<b>1,726,595</b>	<b>1,963,510</b>	<b>2,081,155</b>	<b>2,081,965</b>
<b>SINGLES DRAW SIZE</b>	<b>32 Draw</b>	<b>32 Draw</b>	<b>32 Draw</b>	<b>32 Draw</b>
<b>SINGLES TOTAL</b>	<b>1,381,275</b>	<b>1,570,810</b>	<b>1,664,925</b>	<b>1,665,575</b>
W	357,750	406,840	431,215	431,390
F	179,565	204,200	216,440	216,525
S	91,160	103,675	109,885	109,930
Q	48,345	54,985	58,275	58,295
16	24,690	28,080	29,760	29,765
32	13,640	15,510	16,440	16,450
	16 Draw	16 Draw	16 Draw	16 Draw
Q2	6,215	7,070	7,490	7,495
Q1	3,455	3,925	4,165	4,165
<b>DOUBLES DRAW SIZE</b>	<b>16 Draw</b>	<b>16 Draw</b>	<b>16 Draw</b>	<b>16 Draw</b>
<b>DOUBLES TOTAL</b>	<b>345,320</b>	<b>392,700</b>	<b>416,230</b>	<b>416,390</b>
W	114,910	130,680	138,500	138,560
F	56,250	63,980	67,810	67,830
S	28,200	32,080	34,000	34,020
Q	14,480	16,470	17,460	17,450
16	7,480	8,500	9,010	9,020



Hamburg

Rotterdam

Queens  
Halle

Basel\*

\*Prize Money may be adjusted in accordance with rule 3.11 A 1) d)

# X. EXHIBITS

## PRIZE MONEY DISTRIBUTION

2020 ATP Tour 500 - EUR

### CONTRIBUTIONS:

ON - SITE	2,349,180	2,661,825
PLAYER BENEFIT CONTRIBUTIONS	58,730	66,545
<b>PLAYERS MONEY</b>	<b>2,290,450</b>	<b>2,595,280</b>
<b>SINGLES DRAW SIZE</b>	<b>32 Draw</b>	<b>48 Draw</b>
<b>SINGLES TOTAL</b>	<b>1,832,360</b>	<b>2,076,220</b>
W	474,580	503,480
F	238,210	253,300
S	120,935	129,245
Q	64,130	68,000
16	32,755	34,520
32	18,095	18,165
48		10,185
	16 Draw	24 Draw
Q2	8,245	4,845
Q1	4,580	2,510
<b>DOUBLES DRAW SIZE</b>	<b>16 Draw</b>	<b>16 Draw</b>
<b>DOUBLES TOTAL</b>	<b>458,090</b>	<b>519,060</b>
W	152,440	172,720
F	74,630	84,560
S	37,430	42,410
Q	19,200	21,760
16	9,920	11,240

Vienna

Barcelona



## X. EXHIBITS

PRIZE MONEY DISTRIBUTION		2020 ATP Tour 1000 - USD			
<u>CONTRIBUTIONS:</u>					
ON - SITE	6,104,210	6,458,545	7,875,885	8,761,725	
PLAYER BENEFIT CONTRIBUTIONS	152,605	161,465	196,895	219,045	
<b>PLAYERS MONEY</b>	<b>5,951,605</b>	<b>6,297,080</b>	<b>7,678,990</b>	<b>8,542,680</b>	
<b>SINGLES DRAW SIZE</b>	<b>56 Draw</b>	<b>56 Draw</b>	<b>56 Draw</b>	<b>96 Draw</b>	
<b>SINGLES TOTAL</b>	<b>4,761,285</b>	<b>5,037,660</b>	<b>6,143,190</b>	<b>6,834,140</b>	
W	1,061,765	1,123,400	1,382,220	1,361,360	
F	538,025	569,255	700,330	693,670	
S	280,910	297,215	362,450	358,795	
Q	148,790	157,430	191,975	186,230	
16	77,370	81,860	99,060	93,965	
32	41,070	43,450	52,980	51,895	
48/56	23,210	24,560	29,950	29,045	
96				18,155	
	28 Draw	28 Draw	28 Draw	48 Draw	
Q2	11,905	12,595	14,480	9,110	
Q1	6,290	6,655	7,680	4,785	
<b>DOUBLES DRAW SIZE</b>	<b>28 Draw</b>	<b>28 Draw</b>	<b>28 Draw</b>	<b>32 Draw</b>	
<b>DOUBLES TOTAL</b>	<b>1,190,320</b>	<b>1,259,420</b>	<b>1,535,800</b>	<b>1,708,540</b>	
W	342,230	362,080	441,540	479,290	
F	171,410	181,360	221,160	233,890	
S	85,700	90,690	110,570	117,240	
Q	43,740	46,280	56,450	59,740	
16	22,990	24,320	29,660	31,500	
24/28/32	12,200	12,910	15,740	16,870	
	Toronto	Cincinnati	Shanghai*	Miami	Indian Wells

\$

\*Prize money may be adjusted in accordance with rule 3.11 A. 1) d)

## X. EXHIBITS

PRIZE MONEY DISTRIBUTION		2020 ATP Tour 1000 - EUR			
<u>CONTRIBUTIONS:</u>					
ON - SITE	5,572,875	5,572,875	5,572,875	6,901,635	
PLAYER BENEFIT CONTRIBUTIONS	139,320	139,320	139,320	172,540	
<b>PLAYERS MONEY</b>	<b>5,433,555</b>	<b>5,433,555</b>	<b>5,433,555</b>	<b>6,729,095</b>	
<b>SINGLES DRAW SIZE</b>	<b>48 Draw</b>	<b>56 Draw</b>	<b>56 Draw</b>	<b>56 Draw</b>	
<b>SINGLES TOTAL</b>	<b>4,346,845</b>	<b>4,346,845</b>	<b>4,346,845</b>	<b>5,383,275</b>	
W	1,004,120	969,345	969,345	1,211,230	
F	517,275	491,190	491,190	613,695	
S	271,680	256,465	256,465	317,610	
Q	142,365	135,845	135,845	168,230	
16	73,900	70,635	70,635	86,800	
32	39,120	37,490	37,490	46,430	
48/56	22,275	21,190	21,190	26,245	
	24 Draw	28 Draw	28 Draw	28 Draw	
Q2	10,865	10,870	10,870	12,690	
Q1	6,160	5,745	5,745	6,730	
<b>DOUBLES DRAW SIZE</b>	<b>24 Draw</b>	<b>28 Draw</b>	<b>28 Draw</b>	<b>28 Draw</b>	
<b>DOUBLES TOTAL</b>	<b>1,086,710</b>	<b>1,086,710</b>	<b>1,086,710</b>	<b>1,345,820</b>	
W	324,930	312,430	312,430	386,920	
F	163,000	156,480	156,480	193,800	
S	82,050	78,240	78,240	96,910	
Q	41,830	39,930	39,930	49,470	
16	21,870	20,990	20,990	25,990	
24/28	11,550	11,140	11,140	13,790	
	Paris	Monte Carlo**	Rome	Madrid	



\*\* Monte Carlo does not contribute toward Bonus Pool

## X. EXHIBITS

### PRIZE MONEY DISTRIBUTION 2020 ATP Challenger Tour - USD

TOURNAMENT CATEGORY		CH 50*	CH 80	CH 90	CH 100	CH 110	CH 125
<b>TOTAL CATEGORY PRIZE MONEY</b>		35,000	54,160	81,240	108,320	135,400	162,480
<b>SINGLES DRAW SIZE</b>	<b>FINISH \$</b>	26,960	41,660	62,490	83,320	104,150	124,980
	<b>W</b>	5,150	7,200	10,800	14,400	18,000	21,600
	<b>F</b>	3,050	4,240	6,360	8,480	10,600	12,720
	<b>S</b>	1,800	2,510	3,765	5,020	6,275	7,530
	<b>Q</b>	1,050	1,460	2,190	2,920	3,650	4,380
	<b>16</b>	620	860	1,290	1,720	2,150	2,580
	<b>32</b>	375	520	780	1,040	1,300	1,560
	<b>48</b>		260	390	520	650	780
<b>DOUBLES DRAW SIZE</b>	<b>FINISH \$</b>	8,040	12,500	18,750	25,000	31,250	37,500
	<b>W</b>	2,000	3,100	4,650	6,200	7,750	9,300
	<b>F</b>	1,160	1,800	2,700	3,600	4,500	5,400
	<b>S</b>	700	1,080	1,620	2,160	2,700	3,240
	<b>Q</b>	410	640	960	1,280	1,600	1,920
	<b>16</b>	230	360	540	720	900	1,080

### 2020 ATP Challenger Tour - EUR

TOURNAMENT CATEGORY		CH 50*	CH 80	CH 90	CH 100	CH 110	CH 125
<b>TOTAL CATEGORY PRIZE MONEY</b>		30,000	46,600	69,280	92,040	114,800	137,560
<b>SINGLES DRAW SIZE</b>	<b>FINISH €</b>	23,100	35,840	53,140	70,770	88,220	105,760
	<b>W</b>	4,400	6,190	9,200	12,250	15,270	18,290
	<b>F</b>	2,640	3,650	5,400	7,200	8,990	10,770
	<b>S</b>	1,550	2,160	3,250	4,260	5,320	6,370
	<b>Q</b>	900	1,260	1,850	2,480	3,090	3,710
	<b>16</b>	530	730	1,100	1,460	1,820	2,180
	<b>32</b>	320	450	660	885	1,100	1,320
	<b>48</b>		225	330	440	550	660
<b>DOUBLES DRAW SIZE</b>	<b>FINISH €</b>	6,900	10,760	16,140	21,270	26,580	31,800
	<b>W</b>	1,700	2,670	3,950	5,250	6,580	7,870
	<b>F</b>	1,000	1,550	2,350	3,100	3,820	4,570
	<b>S</b>	600	930	1,380	1,840	2,290	2,740
	<b>Q</b>	350	550	850	1,090	1,360	1,630
	<b>16</b>	200	310	460	610	770	920

\*32 Draw

# X. EXHIBITS

## EXHIBIT K - Glossary

### Draw Results:

The Supervisor must record match results using, where appropriate, the following definitions:

**Abandoned:** Match began but was not completed for any reason other than default or retirement. There is no winner or loser. The match is not to be completed. Players receive points and money equivalent to loser of that round.

**Default:** Losing player was defaulted under provisions of Code of Conduct after match had begun.

**Incomplete:** Match began but was not completed for any reason other than weather, default, or retirement. There is no winner or loser. It is anticipated that the match will be resumed and completed.

**Ineligible:** Player fails to sign the Consent and Agreement form prior to his first match.

**Retired:** Losing player retired because of illness or injury after match had begun.

**Unplayed:** Match did not begin for any reason other than (a) illness or injury on the part of one player or (b) one player was subjected to penalties of Code of Conduct before first serve of match was struck or otherwise not permitted by ATP or tournament Supervisor from playing. There is no winner or loser and the match will not be played.

**Unregistered:** Player fails to complete the registration process prior to his first match.

**Walkover:** Match did not begin because:

- a) losing player was ill or injured or
- b) losing player was subjected to penalties of Code of Conduct before first serve of match was struck or otherwise not permitted by ATP or tournament Supervisor to play.

This would not be used when a lucky loser or alternate is substituted. Winners of "walkover"/"no match" matches receive points and prize money as if the match had been played.

**Weather:** Match began but was not completed because of inclement weather. There is no winner or loser. It is anticipated that the match will be resumed and completed.

### Miscellaneous Definition of Terms

**Alternate:** The next highest ranked player(s) who were not a direct acceptance at the time of the entry deadline.

**ATP Player Dues:** Money owed or collected for ATP player membership or the annual dues of such membership.

**Ball Mark Inspection (BMI):** On clay courts the Chair Umpire may leave the chair and inspect the mark left by the ball in play to determine the correctness of the call. This can only be done after a point-ending shot or if the player or team stops play to request an inspection.



## X. EXHIBITS

**Ceremonies:** Awards presentations customarily held following the conclusion of the final championship match(es).

**Chair Umpire:** This official is responsible for the conduct of the match. His main duties are to enforce all ATP Rules and Regulations and on-court procedures to ensure accuracy, fairness and safety. He is the final authority on all questions of fact that may arise during the match.

**Direct Acceptance:** Players or teams accepted directly in the draw by virtue of their position in the FedEx ATP Rankings or FedEx ATP Doubles Rankings System or by their protected ranking.

**Fed Ex ATP Rankings (Singles & Doubles):** The objective merit-based method used for determining qualification for entry and seeding in all tournaments for both singles and doubles and the Nitto ATP Finals (singles & doubles).

**Ineligible:** Player fails to sign the Consent and Agreement Form prior to his first match.

**Late Withdrawal:** Player withdraws after 12 Noon PVB time on the Friday prior to the event; or player does not appear for his match and is not on-site.

**Late Withdrawal (Dbl-MD)** – used to indicate a player who has withdrawn from doubles after the on-site entry deadline.

**Late Withdrawal, Qualifying:** This applies to ATP Tour Masters 1000 and ATP Tour 500 events where there is an advance acceptance list for the qualifying and the player withdraws after the deadline.

**Line Umpire:** Officials responsible for calling specific assigned lines according to the ATP Rules under the direct on-court supervision of the Chair Umpire.

**Lucky Loser:** Players who have lost in the final round of qualifying, or if needed, earlier rounds. These players are placed in rank order and may become eligible to replace any player in the main draw who is forced to withdraw prior to his first match.

**Major Offenses:** aggravated behavior, Bribes or Other Payments, Conduct Contrary to the Integrity of the Game, Prohibited Promotional Fees and Wagers. A Major Offense is initiated and investigated by the Vice President - Rules & Competition and is in addition to any penalties that may have been levied by the on-site Supervisor.

**Medical Time-Out (MTO):** Official time allotted during the match for treatment due to an approved medical condition. The treatment is given by the ATP Physiotherapist. The time allowed is 3 minutes (4 1/2 if taken on a changeover) for each separate medical condition.

**No Match:** There was not an eligible alternate available.

**No Show:** Player does not appear for his first match and there has been no contact or prior notification from the player that he would not appear for the match. For penalty purposes, this would be penalized as a "Late Withdrawal".

**Non-Member Service Fee:** Players who are not members in good standing of ATP must pay a fee for services rendered. This applies to main draw players at all ATP Tour Masters 1000 or ATP Tour 500 and ATP Tour 250 events and to qualifying players at ATP Tour Masters 1000, ATP Tour 500 events and ATP Tour 250 events. This does not apply to the Challenger Circuit.

## X. EXHIBITS

**On-Site Withdrawal (ATP Tour):** Player withdraws after 12 Noon Eastern time, USA on Friday and was on-site at the event when the withdrawal occurred and is determined to be unfit for play by that tournament's Doctor. Players still competing in a tournament or Davis Cup match after the 12 Noon deadline and are forced to withdraw/retire, from a match may be examined by that event's Doctor and shall then be considered the same as an On-Site Withdrawal. Withdrawals/Retirements from Davis Cup must be from "live" matches and include a medical certification from the Independent Doctor. This should be documented on the withdrawal summary from the tournament that the player withdrew from.

**On-Site Withdrawal (ATP Challenger or ATP Tour Qualifying):** Player withdraws after the 12 Noon Friday deadline and is examined at the tournament site within the first three (3) days of the event, or in the case of ATP Tour qualifying on the Saturday or Sunday of qualifying. Players still competing in a tournament or Davis Cup match after the 12 Noon deadline and are forced to withdraw/retire, from a match may be examined by that event's Doctor and shall then be considered the same as an On-Site Withdrawal. Withdrawals/Retirements from Davis Cup must be from "live" matches and include a medical certification from the Independent Doctor. This should be documented on the withdrawal summary from the tournament that the player withdrew from.

**Protected Ranking:** A ranking assigned a player who has been unable, due to injury, to compete in any tennis event for a minimum of six (6) months.

**Punctuality:** Player fails to appear, in a timely manner, when his match has been called. Provisions for Non-Appearance do not apply.

**Qualifier:** Player who has won his place into the main draw by way of a qualifying competition.

**Qualifying Non-Appearance:** A player is entered into the qualifying through the Supervisor of another event and does not appear for his match. This also includes players accepted into the qualifying as a wild card who do not appear for their match. This includes those who sign-in through the Supervisor as an alternate to ATP Tour qualifying. It also covers ATP Challenger Tour events.

**Referee:** Official hired by the tournament to advise in planning the event and assist the ATP Supervisor in his assigned duties and responsibilities.

**Review Official:** Official hired by ATP who is responsible for the Review function of Electronic Line Calling systems on-site.

**Seed:** Players who are given preferential positions in the draw based on the FedEx ATP Rankings System.

**Special Event:** Those events other than Grand Slams, ATP Tour tournaments or ATP Challenger Tour tournaments.

**Special Exempt:** Player accepted into the main draw who was still competing in the singles event of another qualified event at the time of this event's qualifying. Player may not have been accepted as a direct acceptance, if entered.

**Special Exempt /Wild Card Non-Appearance:** A player accepts a SE or WC and does not appear for his match and is not on-site. This violation would be considered as a Late Withdrawal and be subject to the penalties set forth under Late Withdrawal.

## X. EXHIBITS

**Supervisor:** Final on-site authority ensuring that the tournament is conducted fairly in accordance with ATP's Rules and Regulations as to all matters arising that require immediate resolution.

**Tour Manager:** Represents the player's interests in all matters involving the sign-ins, draws and the scheduling of the event.

**Tournament Director:** Person representing the owners of the event in the day-to-day management of the tournament.

**Tournament Week:** Commences on a Monday and concluding on a Sunday, unless otherwise approved by ATP. Tournaments with a published Saturday final shall have the tournament week conclude on Saturday.

**Unregistered** - Player fails to complete the registration process prior to his first match.

**Wild Card:** Players included in the draw at the sole discretion of the tournament. A specified number of wild cards are available in each event.

**Withdrawal:** Player who withdraws after the entry deadline but prior to 12 Noon (PVB) on the Friday prior to the event.

- **Withdrawal (Db1)** - used to indicate a doubles withdrawal that is after the 12 noon Friday withdrawal deadline and prior to the on-site sign-in deadline
- **Withdrawal (Db1)/On-Site Medical** – used to indicate a player who has withdrawn from doubles where both members were on site at the time of the withdrawal and the withdrawal was due to a medical condition

## **X. EXHIBITS**

### **EXHIBIT L - Chief of Umpires**

The Chief of Umpires shall:

- 1) Be prepared to brief the Supervisor and Referee on:**
  - a) The plan for implementing the officials.
  
- 2) Discharge the following responsibilities:**
  - a) Pre-tournament.
    - i) Recruit a sufficient number of competent officials who are qualified to officiate at this level of event. The most qualified officials must be assigned through the finals. Prepare a list of officials (Line Umpires with ratings, Chair Umpires with ratings) for the full-time ATP official coordinating the officials for the event.
    - ii) If applicable, negotiate a contract or agreement for officials with the tournament.
    - iii) If a Challenger event, submit to ATP a list of proposed Designated Chair Umpires no less than 90 days prior to the start of the tournament.
    - iv) If requested by the tournament, provide a list of officials to the Chairperson responsible for the program.
    - v) Compile an officials' clothing sizes list, in case the tournament furnishes clothing for uniforms.
    - vi) Conduct the necessary pre-tournament training of officials including review of the Rules of Tennis, ATP tournament Rules and Code.
    - vii) Check with the tournament about arrangements for:
      - o umpire chairs
      - o cushions//sunshades
      - o singles sticks
      - o chairs for use on--court by Line Umpires
      - o scorecards
      - o scoreboards//personnel
      - o new and used balls
    - viii) Check supplies for the tournament:
      - o scorecards
      - o clipboards (if needed)
      - o point penalty forms
      - o first aid kit
      - o pencils
      - o office supplies
      - o crew rotation forms
      - o on-court Line Umpire evaluation forms
  - Note:** Rotation information is available upon request from ATP.
  - ix) Check all applicable arrangements for officials:
    - o on--site office and lounge
    - o transportation (long-distance or local)
    - o food and beverages
    - o parking
    - o telephones
    - o housing
    - o security
    - o toilets
    - o photocopier
    - o walkie--talkies
  - x) Prepare a check-in form if the number of officials requires it.
  - xi) Organize a method of notification or a mailing that informs all of the officials about the tournament dates, officials report times (no less than 30 minutes before start of play), uniform requirements and arrangements for transportation, parking and housing. An umpire information sheet is recommended for an event larger than a 32 draw.
  - xii) Present to the ATP Supervisor at least 2 weeks prior to the qualifying sign-in:
    - o an availability list of the Chair Umpires for each day including both the designated and additional Chair Umpires. Categorize according

## X. EXHIBITS

to rating, experience and ability.

- b) During the Tournament:
  - i) Provide assistance to the ATP Supervisor as needed.
  - ii) Be on-site at all times during play. The Chief of Umpires may not be a Chair Umpire or Line Umpire unless authorized by the ATP Supervisor.
  - iii) Instruct the officials on the tournament procedure for handling new and used balls.  
Note that it is inappropriate for the Chair Umpires to supply the court with the balls for their matches.
  - iv) Instruct the officials on the procedure for reporting and turning in point penalty forms.
  - v) Schedule the on-court assignment of the Line Umpires, subject to the approval of the ATP Supervisor, Line Umpires for the quarterfinals, semi-finals and finals must have worked a minimum of two (2) days prior to the quarterfinal and must have demonstrated that their skills merit the assignment.
- c) Observe the performance of all officials during the matches.
- d) Remove, rotate or replace a Line Umpire whenever it is necessary to improve the officiating of a match.
- e) Maintain the ATP Line Umpire evaluation process, and make ongoing assignments based upon evaluations.
  - i) Be prepared for other contingencies (such as rain) that may change the number of courts being used.
  - ii) Prepare a day in advance, recording Chair Umpire assignments on the order of play and preparing rotations for the line teams.  
Complete information must be posted before the arrival of the officials the next day, no less than 30 minutes before the start of play.
  - iii) Conduct a daily meeting with all officials.
- f) Post-Tournament.  
Prepare a written report for the Supervisor. Include recommendations for improvements and the prevention of problems.

## X. EXHIBITS

### EXHIBIT M - Special Exempts - ATP 250 to ATP 500 Events

Special Exempt from ATP Tour 250 – list of events.

500 Event	SE Eligible from 250		
Rotterdam	Montpellier		
Rio de Janeiro	Buenos Aires	New York	
Acapulco	Delray Beach		
Dubai	Marseille		
Barcelona	None		
Halle	's-Hertogenbosch	Stuttgart	
London Queens	's-Hertogenbosch	Stuttgart	
Washington D.C.	Atlanta		
Beijing	Chengdu	Zhuhai	
Tokyo	Chengdu	Zhuhai	
Basel	Antwerp	Moscow	Stockholm
Vienna	Antwerp	Moscow	Stockholm

## **X. EXHIBITS**

### **EXHIBIT N - Special Exempts - ATP Challenger Tour**

For the purpose of the ATP Challenger Tour special exempt rule, a geographic region is defined as follows:

#### **Region I -**

##### **Americas.**

This region includes the following countries:

##### **North America -**

Canada, United States (including Hawaii) and Mexico

##### **Central America and the Caribbean -**

Anguilla (UK), Antigua and Barbuda, Aruba (Neth.), Bahamas, Barbados, Belize, Bermuda (UK), British Virgin Islands (UK), Cayman Islands (UK), Costa Rica, Cuba, Dominica, Dominican Republic, El Salvador, Greenland (Den.), Grenada, Guadeloupe (Fr.), Guatemala, Guyana, Haiti, Honduras, Jamaica, Martinique (Fr.), Montserrat (UK), Netherlands Antilles (Neth.), Nicaragua, Panama, Puerto Rico (U.S.), St. Kitts and Nevis, St. Lucia, St.-Pierre and Miquelon (Fr.), St. Vincent and the Grenadines, Trinidad and Tobago, Turks and Caicos Islands (UK), Virgin Islands (U.S.).

##### **South America -**

Argentina, Bolivia, Brazil, Chile, Colombia, Ecuador, Falkland Islands (UK), French Guiana (Fr.), Paraguay, Peru, Suriname, Uruguay, Venezuela.

#### **Region II -**

##### **Europe, Africa, Middle East, Western part of Russia and some Western Asia countries.**

This region includes the following countries:

##### **Europe -**

Albania, Andorra, Austria, Belarus, Belgium, Bosnia-Herzegovina, Bulgaria, Channel Islands (UK), Croatia, Czech Republic, Denmark, Estonia, Finland, France, Germany, Gibraltar (UK), Greece, Hungary, Iceland, Ireland, Italy, Latvia, Liechtenstein, Lithuania, Luxembourg, Malta, Moldova, Monaco, Montenegro, Netherlands, F.Y.R. of Macedonia, Norway, Poland, Portugal, Romania, San Marino, Serbia, Slovakia, Slovenia, Spain, Sweden, Switzerland, Ukraine, United Kingdom, Vatican City.

##### **Africa -**

Algeria, Angola, Azores (Port.), Benin, Botswana, Burkina Faso, Burundi, Cameroon, Canary Islands (Sp.), Cape Verde, Central African Republic, Chad, Comoros, Congo, Côte d'Ivoire, Democratic Republic of the Congo, Djibouti, Egypt, Equatorial Guinea, Eritrea, Ethiopia, Gabon, Gambia, Ghana, Guinea, Guin-

## **X. EXHIBITS**

ea-Bissau, Kenya, Lesotho, Liberia, Libya, Madagascar, Madeira (Port.), Malawi, Mali, Mauritania, Mauritius, Mayotte (Fr.), Morocco, Mozambique, Namibia, Niger, Nigeria, Reunion (Fr.), Rwanda, Sao Tome and Principe, Senegal, Seychelles, Sierra Leone, Somalia, South Africa, Sudan, Swaziland, Tanzania, Togo, Tunisia, Uganda, Western Sahara, Zambia, Zimbabwe.

### **Middle East -**

Armenia, Azerbaijan, Bahrain, Cyprus, Gaza Strip (Israeli-occupied terr.), Georgia, Iran, Iraq, Israel, Jordan, Kuwait, Lebanon, Oman, Qatar, Saudi Arabia, Syria, Turkey, United Arab Emirates, West Bank (Israeli-occupied terr.), Yemen.

### **Western Asia -**

Afghanistan, Kazakhstan, Kyrgyzstan, Pakistan, Tajikistan, Turkmenistan and Uzbekistan.

### **Western Russia -**

Includes Moscow, St. Petersburg and Togliatti.

### **Region III -**

#### **Eastern part of Asia and Oceania -**

This region includes the following countries:

#### **Eastern Asia -**

Bangladesh, Bhutan, Brunei, Cambodia, China, Chinese Taipei, Guam (U.S.), India, Indonesia, Japan, Republic of Korea, Democratic People's Republic of Korea, Laos, Malaysia, Maldives, Mongolia, Myanmar, Nepal, Northern Mariana Islands (U.S.), Palau, Philippines, Eastern Russia, Singapore, Sri Lanka, Thailand, Vietnam.

#### **Oceania -**

American Samoa (U.S.), Australia, Cook Islands (N.Z.), Fiji, French Polynesia (Fr.), Kiribati, Marshall Islands, Micronesia, Nauru, New Caledonia (Fr.), New Zealand, Niue (N.Z.), Papua New Guinea, Pitcairn Islands (UK), Samoa, Solomon Islands, Tokelau (N.Z.), Tonga, Tuvalu, Vanuatu, Wallis and Futuna (Fr.).



## **X. EXHIBITS**

### **EXHIBIT O - Consent and Agreement Form**

#### **PLAYER'S CONSENT AND AGREEMENT TO THE ATP OFFICIAL RULEBOOK, INCLUDING THE TENNIS ANTI-CORRUPTION PROGRAM & TENNIS ANTI-DOPING PROGRAM**

I, the undersigned player, acknowledge, consent and agree as follows:

1. I will comply with and be bound by all of the provisions of the 2020 ATP OFFICIAL RULEBOOK and the ATP Tour, Inc.'s ("ATP") By-Laws (the "ATP Rules"), including, but not limited to, all amendments to the ATP Rules. I have received and had an opportunity to review the ATP Rules.
2. I acknowledge that the ATP has a Tennis Anti-Corruption Program (the "TACP") and the full text of the program rules can be found at the following website: <https://www.tennisintegrityunit.com/education>. I accept that I must comply with and be bound by all provisions included in the TACP. I acknowledge that I have a duty to inform my Related Persons (as defined in the TACP) of the provisions of the TACP and to instruct them to comply with the TACP. The TACP prohibits certain conduct by me and my "Related Persons", including, but not limited to, (i) wagering on any tennis match, (ii) contriving or attempting to contrive the outcome of any tennis match, (iii) providing for consideration information concerning the condition or status of players, and (iv) the failure to report to the Professional Tennis Integrity Officer as soon as possible any knowledge I may have regarding potential violations of the Tennis Anti-Corruption Program. Nothing in this paragraph 2 shall modify or limit the full text of the Tennis Anti-Corruption Program.
3. The International Tennis Federation ("ITF") may conduct anti-doping testing at ATP sanctioned events under the Tennis Anti-Doping Program (the "Anti-Doping Program"), a copy of which is available upon request from the ITF or may be downloaded at <http://www.itftennis.com/antidoping/>. ATP will honor and enforce any penalties or sanctions against me resulting from the Anti-Doping Program. The Anti-Doping Program shall apply to and be binding upon me and shall govern participation in the events specified at Article B of the Anti-Doping Program, which includes all ATP-sanctioned events (including Challenger events). I hereby submit to the jurisdiction and authority of the ITF to manage, administer and enforce the Anti-Doping Program and to the jurisdiction and authority of the Anti-Doping Tribunal and the Court of Arbitration for Sport ("CAS") to determine any charges brought under the Anti-Doping Program. I also hereby give my explicit consent to ATP receiving and processing my Anti-Doping results from ITF at ATP events, including information relating to missed tests and / or filing failures.
4. Any dispute arising out of any decision made by the Anti-Doping Tribunal, or any dispute arising under or in connection with the Anti-Doping Program, after exhaustion of the Anti-Doping Program's Anti-Doping Tribunal process and any other proceedings expressly provided for in the Program, shall be submitted exclusively to the Appeals Arbitration Division of the CAS for final and binding arbitration in accordance with Article O of the Anti-Doping Program and CAS's Code of Sports-Related Arbitration. The decisions of CAS shall be final, non-reviewable, non-appealable and enforceable. I agree that I will not bring any claim, arbitration, lawsuit or litigation in any other court or tribunal. The time limit for any submission to CAS shall be 21 days after the decision of the Anti-Doping Tribunal has been communicated to me.

## X. EXHIBITS

5. Any dispute between or among the ATP and me arising out of the application of any provision of the 2020 ATP Official Rulebook which is not finally resolved by applicable provisions of such Rulebook shall be submitted exclusively to CAS for final and binding arbitration in accordance with CAS's Code of Sports-Related Arbitration. The decision of CAS in that arbitration shall be final, non-reviewable and enforceable. No claim, arbitration, lawsuit or litigation concerning the dispute shall be brought in any other court or tribunal. Any request for CAS arbitration shall be filed with CAS within 21 days of any action by the ATP which is the subject of the dispute. In the event any provision of this clause is determined invalid or unenforceable, the remaining provisions shall not be affected. This clause shall not fail because any part of the rule is held invalid.
6. I acknowledge that the Notice of Privacy Practices is set forth in the ATP Rule Book and is available online at <https://www.atppz.com>. I understand that the GDPR (General Data Protection Regulation) Privacy Notice is available at this same site under PlayerZone Terms & Conditions. I also acknowledge that I have reviewed these notices and agree to the terms and conditions contained therein.
7. For ATP Division I and Division II player members: I acknowledge that at least every two years a completed Competition Clearance form signed by a physician licensed to practice medicine in the jurisdiction where such physician practices medicine, must be submitted before players are permitted to participate in ATP activities. I also acknowledge that should my physician not deem me fit to participate and I choose to do so regardless, I will not be permitted to compete without signing the Release and Hold Harmless form. Finally, I explicitly consent to the release of my medical information included on the Competition Clearance form to authorized medical personnel at any ATP tournament that I participate in which may be required for treatment purposes.
8. I have read and understand the foregoing Player's Consent and Agreement.

---

Date

---

Print Player's Name (Last Name, First Name)

---

Player's Date of Birth  
(Day/Month/year)

---

Player's Signature and

---

Place of Birth

---

If player is a minor, signature of player's  
parent or guardian

---

Player's Nationality

if sent via Facsimile, send to: +1 (904) 779 3300

## X. EXHIBITS

### EXHIBIT P - Privacy Notice (“HIPPA”)

#### NOTICE OF PRIVACY PRACTICES AND CONSENT

This notice is being provided in connection with the Health Insurance Portability and Accountability Act of 1996 (“HIPAA”). Although ATP is not bound to comply with all aspects of HIPAA, ATP is committed to making sure that players are aware of the manner in which personal health information will be used, maintained and released.

**THIS NOTICE DESCRIBES HOW THE ATP TOUR (the “ATP”; FOR THE PURPOSES OF THIS EXHIBIT, INCLUDED IN THE DEFINITION OF “ATP” SHALL BE NON-ATP EMPLOYED STAFF AT CHALLENGER TOURNAMENTS WHO PROVIDE MEDICAL ASSISTANCE) MAY USE AND DISCLOSE YOUR MEDICAL INFORMATION, AND HOW YOU CAN GAIN ACCESS TO YOUR PERSONAL AND PROTECTED HEALTH INFORMATION (“PHI”); PLEASE REVIEW CAREFULLY.**

ATP is committed to maintaining the confidentiality of your PHI, in accordance with applicable federal and applicable state privacy laws, as well as our own company privacy policies. This notice describes how we may use and disclose your PHI and explains your legal rights regarding PHI. This notice also describes certain risks associated with Players and others utilizing a Physiotherapist Treatment Room or other facility.

When we use the term “PHI”, we mean information about you, including any health care payment, medical or demographic information that can reasonably be used to identify you and relates to your medical history. This includes, but is not limited to, injuries, illnesses, sickness, diseases, health care providers and laboratory and other test results.

This notice is effective on January 1, 2010. The terms of this notice apply to all records containing your PHI that are created or retained by ATP. We reserve the right to revise or amend this notice. Any revision or amendment to this notice will be effective for all of your records that ATP has created or maintained in the past, and for any of your records that ATP may create or maintain in the future. You will find this and any revised or amended notices posted at ATP’s offices in Ponte Vedra Beach, Florida in a visible location, as well as on the PlayerZone website located at: <https://atp-playerzone.com>.

#### HOW ATP MAY USE AND DISCLOSE YOUR PHI

In order to provide you with certain health and other services, we may create or receive PHI relating to you. In coordinating and administering services, we may use and disclose your PHI in various ways, including:

- 1) Treatment.** ATP may use your PHI to assist in your treatment by providers. For example, a Physiotherapist or the medical director of a tournament may access your PHI to understand and better treat your condition.
- 2) Health Care Operations.** We may use and disclose PHI during the course of managing our business. For example, we may use your PHI to internally evaluate the quality of care that you received, to conduct internal company audits, for data information systems management, to conduct company cost management

## X. EXHIBITS

assessments, for evaluations and for general business planning purposes.

- 3) **Payment.** Your PHI may be requested by a third party for billing purposes, with regard to services provided to you, to conduct utilization and medical necessity reviews, to coordinate care with your health care insurance company or carrier, to calculate cost sharing amounts, and to respond to audits or reviews by federal or state government agencies, insurance companies or carriers.
- 4) **Qualified Service Organizations and Business Associates.** We may share your PHI with qualified service organizations, national federations or business associates who provide services to ATP. In each case, these entities will have agreements with us to safeguard and keep confidential your PHI. We will only share the minimum PHI necessary for these entities to carry out their duties to ATP.
- 5) **Patient Information Purposes.** We may use your PHI to inform you about potential treatment alternatives or options, and to notify you of other health related benefits and services that may be of interest to you.
- 6) **Disclosures in Accordance with Florida Law, Required by Law and Governing Law.**

By signing the Player's Consent and Agreement to the ATP Official Rulebook, you are agreeing that, for purposes of medical consent and release of records, the laws of the State of Florida shall govern. Certain disclosures of your PHI may be required by laws. These include, but are not limited to: (A) reports to federal, state or local law enforcement in connection with crime or threats to commit crime; (B) reports to appropriate state agencies in connection with reporting child abuse or neglect; (C) reports in connection with medical emergencies, for the purpose of treating conditions which pose an immediate threat to the health of any individual or which require immediate medical attention; (D) reports in response to court orders, if you are involved in a lawsuit or similar proceeding, or in response to a subpoena if you give us written authorization to release your PHI; (E) reports in connection with public health risk management (e.g., reporting of adverse drug reactions, notifications for recalled products or devices, required reports for certain diseases).

- 7) **Serious Threats to Health or Safety.** We may disclose your PHI as necessary to reduce or prevent a serious threat to your health and safety, or the health and safety of another individual or the public. Under these circumstances, we will only make disclosures to such persons or organizations able to help prevent such threat.

In all other situations, we will ask for your written authorization before disclosing your PHI. If you have given us an authorization, you may revoke it at any time, if we have not already acted on it. Revocation of consent is effective upon receipt of written notice, mailed via certified mail, return receipt requested and addressed to Chief Player Officer, 201 ATP Tour Boulevard, Ponte Vedra Beach, Florida 32082, with a copy (sent certified mail, return receipt requested) to Jeffrey T. Reel, 201 ATP Tour Boulevard, Ponte Vedra Beach, Florida 32082. Revocation of this consent does not affect the validity of any prior use or disclosure of your PHI. You further understand that your right to revoke this authorization shall not serve to excuse any failure by you to comply with the provisions of the ATP Tour Official Rule Book covering your affiliation with ATP Tour, or any other rule or agreement that may govern the terms and condition of your participation in tournaments.

## X. EXHIBITS

### YOUR LEGAL RIGHTS REGARDING PHI

HIPAA gives you certain rights with respect to your PHI. You have the right to:

- Ask us to communicate with you in a certain way or at a certain location. We will accommodate reasonable requests.
- Request that we restrict the way we use or disclose your PHI in connection with health care operations, payment and treatment. We will consider, but may not agree to, such requests. You also have the right to ask us to restrict disclosures to persons involved in your health care.
- Obtain a copy of certain portions of your PHI, subject to applicable federal, state and local laws, rules and regulations. We may ask you to make your request in writing, may charge a reasonable fee for producing and mailing the copies, and in certain cases may deny the request.
- Amend PHI that you believe to be incorrect. Your request must be in writing and must include the reason for the request. If we deny the request, you may file a written statement of disagreement.
- Have us provide you with a list of certain disclosures of PHI we have made about you. Your request must be in writing. If you request such an accounting more than once in a twelve month period, we may charge a reasonable fee.
- File a complaint if you think your privacy rights have been violated. You will not be penalized or retaliated against for filing a complaint. To file a complaint, you must contact the United States Department of Health and Human Services, Office of Civil Rights. For more information about how to file a complaint, please visit [www.hhs.gov/ocr/hipaa](http://www.hhs.gov/ocr/hipaa).

By signing the Player's Consent and Agreement to the ATP Official Rulebook, you acknowledge that any health information that is disclosed in accordance with this authorization form might be redisclosed by the recipient of that information and may no longer be protected by federal health care privacy laws and rules.

If you have questions regarding your PHI, confidentiality of your PHI, or this Notice, please contact:

ATP Tour, Inc.

Attn: **Player Relations Department**

201 ATP Tour Blvd

Ponte Vedra Beach, Florida 32082

### GENERAL PRIVACY CONSIDERATIONS RELATING TO PHYSIOTHERAPIST ROOMS AND TREATMENT ROOMS

This notice also is intended to remind you that the ATP Physiotherapist and/or Treatment Rooms provided at the Tournaments are not designated as a private area. Should you choose to receive treatment there, or discuss confidential information (health or otherwise), it is possible that this information may be overheard by individuals that have no obligation to refrain from further disclosure of such information. Access to these areas is not limited to ATP personnel. Players are reminded of their duties and obligations arising from the ATP Rules and Anti-Corruption Policy. The information discussed, as well as photographic images also may be intercepted by electronic surveillance devices including but not limited to

## **X. EXHIBITS**

digital and other cameras, video cameras, cellular telephones and personal data devices. Neither the Tournament nor ATP is responsible for the unauthorized capturing of any PHI or other personal/confidential information or the subsequent disclosure of the same.

Should you wish to ensure the confidential nature of health or other information, we encourage you to receive treatment in a secure environment of your choosing.

## X. EXHIBITS

### EXHIBIT Q - Player Food Service

#### Recommendations for Player Food Service Planning

A. Player food should be prepared simply, with few sauces or spices. The following is a list of recommended food groups:

- 1) **Carbohydrates** (60% of total calorie intake)
  - a) **Breads and Starches**  
Assorted multi-grain breads and rolls, bagels, crackers, low-sugar cereals, pasta (with all sauces on the side), baked (white and sweet) potatoes (with selection of toppings) and rice (preferably brown or wild).
  - b) **Fruits and Vegetables**  
Assorted fresh fruit salad, dried fruits, whole fresh fruits, and fresh cut raw vegetables. Salad bar: tomatoes, potatoes, lettuce (variety), cucumbers, sprouts, mushrooms, carrots, peas, beans, etc. with oil and vinegar-based dressings on the side.
- 2) **Proteins** (15% of total calorie intake)  
Chicken (white meat), turkey (white meat), fish (assorted variety), soft low-fat cheeses, low fat cottage cheese, low fat yogurt, hard-boiled eggs, tofu, non-fat milk. Additional recommendations are soy milk and assorted nuts.
- 3) **Miscellaneous**
  - a) Broth-based soups, (e.g., minestrone, chicken noodle, vegetable).
  - b) All sauces should be served on the side (in a warmer if necessary).
  - c) Low-fat cooking methods should be used (baked, broiled and roasted, with limited butter and oils).
  - d) Seasonings should be light; offer extra salt, pepper, garlic, etc. on the side.

#### B. Daily Meal Planning

- 1) When providing meals, a variety of food choices are preferred on a daily basis.
- 2) In addition to daily meals, snacks should be provided throughout the day and evening (e.g., fruits, breads and rolls, cheeses, yogurts, nuts, crackers and raisins, etc.).
- 3) If morning practices and matches are played, breakfast items should also be available (e.g., cold cereals, bagels and breads, yogurt, fruit).
- 4) Suggested lunch and dinner menus should include Carbohydrates (bread/pasta/potatoes/rice) and at least two (2) protein selections (one [1] chicken and the other fish, meat, turkey or tofu).
- 5) Practice hours and match schedule will determine when meals and/or snacks are served. Allow for during playing hours, and up until the last match has gone on court.
- 6) Each tournament may contact the ATP Sport Medicine Department for menu recommendations and/or review.

## X. EXHIBITS

### EXHIBIT R - Player Medical Facility Guidelines

## ATP Medical Services



## Treatment Room Requirements

### TREATMENT ROOM REQUIREMENTS

The tournament will provide a secure, private medical and physiotherapy treatment area. The area should be easily accessible to the locker room and match courts. The physiotherapy treatment room should have temperature controls and good ventilation along with a sink (preferably with a central tap that can be turned off without hands).



#### Room size

Draw size 32 = 50 square meters (approx. 540 square feet)

Draw size 48 = 60 square meters (approx. 645 square feet)

Draw size 56-64 = 70 square meters (approx. 750 square feet)

Draw size 96-128 = 100 square meters (approx. 1075 square feet)

The layout design of the training room should enable each treatment table to have a minimum area of 1 meter treatment area around at least three sides of all tables.

The treatment area is to be used by the ATP physiotherapists and a separate area for physician examinations is to be provided.

If there are two training rooms being used on site, then both training rooms must have the above spacial requirements and set up.



## X. EXHIBITS

### Treatment Room - Equipment

One padded adjustable treatment table (electric and hydraulic) in good repair and sanitary condition for each ATP Physio. Additional high low table or tables will be provided for private physios.

So this means, at each 250 level tournament there will be 3 adjustable treatment tables (2 high low tables for the 2 ATP Physios, and 1 high low table for private physios). At 500 level tournaments there will be 4 adjustable treatment tables, and at 1000 level tournaments there will be at least 6 adjustable treatment tables. Examples of high low tables with face cut-outs are shown in the photos below.



## X. EXHIBITS

---

A desk, table or a counter top will be supplied with enough surface area for medical supplies and computer workstation area, examples below.



One desk chair and treatment rolling stool for each ATP physiotherapist working the event. (ie at 2 ATP physios, 500's, 3 ATP Physios and 1000 level events 4-5 physios)



A lockable cupboard large enough for medical supplies and court call bags – minimum of 3 shelves 250 event, 4 shelves for a 500 event and 5 shelves for a 1000 event.



## X. EXHIBITS

A refrigerator or cooler for ice and player drinks. Ice needs to be stocked regularly and in crushed / shaved or small cube variety.



Several Automated External Defibrillators (AED's) must be available on-site with one located in the physician office. Additional AED's must be located throughout the tournament facilities such that an AED is within 3 min of every court on-site

### Physician Office

The tournament will provide desk, chair, treatment table and lockable cabinets, similar to pictures above. The room must be private and separated from other areas of the treatment room to allow for private medical evaluations and consultations.

### Telecommunications/computer supplies

The tournament will provide a telephone/fax machine in the doctor's room and each physiotherapy treatment area. The tournament will be responsible for cost of installation and cost for the phone line.

The treatment room will be equipped with a high-speed high-speed or wireless internet connection, with 0.6 megabit per second for uploads and 5 megabits per second for downloads at a minimum, for each ATP physiotherapist to enable use of the online medical records. This can be individual DSL/ADSL cable connections, a single ADSL line with a router and cabling to provide individual connections or a WIFI router providing adequate internet connection service to the group. This is to be provided in each training room. The tournament will be responsible for the cost of installation of the Internet connection.

The tournament will provide a printer and copier for the ATP physio to use during the tournament for medical documents.

Adequate power outlets or power boards to be supplied for operation of computers, phones, routers, hi-lo treatment tables, refrigerators, TV's, etc

## X. EXHIBITS

### Linen

The tournament will supply adequate towels of minimum size 60cm x 120cm (larger towels are better for players to lay on the treatment table with. For example 2 quantity 60 x 120 towels would be needed under a player as compared to only 1, 80 x 180cm sized towel). During the busy days of the tournament (qualifying Saturday to main draw Thursday) it would be usual for each physio working the event to use 50 towels per day.

### Sanitation Requirements

The tournament will provide a dispensed liquid soap with paper towels in the training room for hand washing. The tournament will provide covered waste bins with pedal-control– to decrease infected waste. The training room, doctor's office and massage therapy rooms will be cleaned twice a day. This will consist of cleaning tables, chairs, equipment, and floors. Anti- bacterial wipes or spray is to be supplied for cleaning of treatment tables between treatments.



### Additional Items

**Ice:** It is expected that at least 2 bags of ice will be used for a 32 draw size per day, 3 bags for a 48 draw and 4 bags for a 64 draw and 5 bags for a 96 draw. This does NOT include ice for making ice towels (an additional supply will be required for that). Ice bags also need to be supplied by the tournament. Durable plastic bags that do not leak are needed to assist with ice application for the players.

## X. EXHIBITS

**Water:** Bottled still water and electrolyte drinks to be supplied for players to rehydrate while in the treatment room. All drinks must be WADA compatible and consistent with ATP requirements

**Television:** At least one television should be supplied with access to live scoring. An additional TV with court view is ideal so that players can watch current matches.

### **Massage Therapist**

Each massage therapist will require a separate massage table. They will also have a separate supply of towels (minimum 30 per day) and 30 sheets per day.

### **Timing Required for Preparation of Treatment Room Facility and Equipment**

The massage therapist will have close access to proper hand washing and toilet facilities. They will have lockable cupboard, waste bins, chairs for players, and one rolling stool per massage therapist.

All of these requirements must be ready to operate by 8:00 am tournament local time the day of Qualifying Sign-In (i.e. The day before Qualifying matches begin).

## **X. EXHIBITS**

### **EXHIBIT S - Media Facilities Guidelines**

#### **A. Media working area**

- 1) Adequate workspace for all credentialed media
- 2) High speed internet access \*
- 3) Telephone line
- 4) Power supply
- 5) High capacity copier
- 6) Access to a fax machine
- 7) Smoke free
- 8) Lock boxes or lockers that can be used to store valuables
- 9) Security

#### **B. Photographer workstation with internet and telephone access**

#### **C. Separate, sound proof interview room**

#### **D. Separate media lounge, where appropriate**

#### **E. Credentials**

- 1) All media must be credentialed.
    - i) Proof of identity must be presented prior to receiving credential.
    - ii) Credentials must include photo.
    - iii) Credential must include the provisions set forth in Rule 6.21.
  - 2) Credentials limited to members of the working press only.
    - i) Journalists known to be working for online gambling companies shall not be issued credentials. If found to be working for an online gambling company after issue of the credential, the credential shall be revoked.
    - ii) Persons who are known to work for data re-sellers shall not be issued credentials. If found to be working for a data re-seller after issue of the credential, the credential shall be revoked.
  - 3) Working area, lounge and interview room must be secured with access provided only to properly credentialed media, players (interview room) and other tournament and ATP Staff when in the performance of their duties.
  - 4) Members of the International Tennis Writers Association (ITWA) shall be given preferred status for workspace and court side seating as well as access to the players lounge.
    - i) Access to the player's lounge is granted only to those ITWA members who have successfully applied for and have received the ATP Tour Identification Card.
- \* Unless reasonably unable to do so, tournaments shall use web filtering technology to restrict access to internet gambling sites in all areas where tournament provided internet access is provided, including all areas in the media room.

## **X. EXHIBITS**

### **EXHIBIT T - Electronic Line Calling Facilities Guidelines**

- A.** The ELC booth must be located in direct line of sight to the court, in order to provide an unobstructed view of the court. It should preferably be at the back (North or South end) of the court when possible.
- B.** The Review Official must have a full view of the whole court and Line Umpires.
- C.** The booth must have direct audio from the Chair Umpire's microphone (not from the Television feed).
- D.** The Review Official should be able to hear the Line Umpire calls from the court. If the CU microphone does not provide sufficient volume of court sounds, then a separate microphone and speaker must be installed to allow the Review Official to clearly hear all court sounds, including Line Umpire calls.
- E.** The booth must have room for five (5) persons plus equipment (minimum of 25 sq. meters (82 sq. feet) with a minimum court frontage of 5 meters (16.5 feet) as required by ELC vendor.
  - 1)** 1 person running the system.
  - 2)** 1 person dedicated to the Official Review process.
  - 3)** 1 person dedicated to the television send.
  - 4)** 1 additional staff of the vendor.
  - 5)** 1 Review Official for each match - designated by ATP.
- F.** The booth should have full air conditioning for equipment and personnel, unless technically unable to do so, and approved by ATP/WTA and the vendor.
- G.** Access to the booth must be reasonably easy and safe.
- H.** Tables, chairs and high stools must be provided as requested by the ELC team.

## **X. EXHIBITS**

### **EXHIBIT U - ELC Review Official Protocol**

The ELC Review Official (RO) shall be designated by the governing body responsible for that match.

- Prior to the start of the ELC system on any court, during the CU meeting, be responsible to inform the Chair Umpires about:
  - On site booth set up
  - Location
  - Conditions
  - Type of communication with ELC Staff and TV.
  - Type of the system (Approved Systems: Foxtenn, Hawkeye)
- In the case of a temporary RO in the booth the designated ELC Review official is responsible to make sure that the temporary RO is aware of all the local set up and booth procedures specific to that event.
- Shall be in direct communication with the Chair Umpire.
- Most desirable method is a direct talk box with a "push to talk" button. Alternative is dedicated walkie-talkie.
- If using computer to record the challenges load proper match into it.
- On all "potential" review impacts – Make sure you listen to the CU announcement (which line and call made) – if in any doubt radio the CU to double check. For additional information, see Review Official Protocol for a Challengeable shot
- Alert technicians to a possible review by announcing "STANDBY" Confirm that a review has been requested or Anticipate that there will be no review. "Release to television" announcement establishes the time when television may be sent the video.
- This applies to when either the RO determines that a Challenge will not be made or cannot be made. A visual indication that the player has accepted the call and a challenge is not likely. Circumstances when a challenge cannot be made would include an improper challenge (not a point-ending shot) or when the player has no challenges remaining. Responsible for determining that the requested impact is available for review.
- RO is responsible to send the correct shot and correct line to the videoboard for the challenge. The RO must listen the CU announcement (which line was challenged). And double check is the correct ball requested. If any doubt, confirm with the CU prior sending to the board.
- Once proper impact is determined, gives the order to send to video board and television simultaneously. The On- Court Board should be sent first if 2 different input needs to be sent.



## **X. EXHIBITS**

- Responsible for monitoring the status of the system.
- If the system crashes or is not functioning, the RO must immediately notify the chair umpire so that the players may be informed that no review is available until further notice.
- If the RO's monitor cannot retrieve the data to review the call, then he shall notify the Chair Umpire that the original call shall stand.
- If the RO's monitor is working properly but it is the Main Video Board (in-stadium video) that is malfunctioning, then the RO will notify the chair umpire of the decision via radio or other communication device. The Chair Umpire should inform the players of this at the first opportunity.
- Will notify the Chair Umpire when the system is back and available for review (if the RO is satisfied that the cause has been identified and corrected).
- The RO shall notify the chair umpire at the first available time, including during a game in progress. Before returning to "live" mode:
- Ensure that the operators have performed all their protocols when returning a system to "go" status following a crash or restart of the system.
- Act as the final authority on the number of challenges remaining for each player or team.
- Since available challenges will be displayed on the video board, the RO is responsible for correct number of the challenges to be displayed (including the additional challenges in a tie-break or re-setting after set break). If the video board operator is changing the challenges on cue from the chair umpire, then only verification is needed.
- If a challenged call is not available for review – this shall not count against the total of the challenging player.
- Shall not speak to the press or any media without the permission of the Supervisor.
- Ensure that the RO and chair umpire communicate verbally when one player or team has only 1 challenge remaining.
- The RO is prohibited from using the internet while matches are in progress.
- The RO is prohibited from using e-mail or text in any form while matches are in progress.

### **Video Board**

- During the warm-up, the following statement shall appear on the video board and remain visible for at least 90 seconds. This should coincide with the Announcer's introductions (if an announcer is used).

"This match will use Electronic Review as an officiating aid. Each player (team) will have three incorrect challenges per set, plus one more in a tiebreak. Challenges

## X. EXHIBITS

must be made in a timely manner and can only be made on point-ending shots or when a player stops play. If, for any reason, Electronic Review of the call is unavailable, the original call will stand.”

- There shall not be any review shown in the Stadium except for “Official Review” challenges. The RO is responsible for the correct communication with the operators.
- The in-stadium video shall not replay “live” action on any controversial or reviewed call.
- If video replays are shown between points or if the video goes live between points, the operator shall return to the scoreboard just prior to the serving player taking his position at the baseline.
- Once it is confirmed that a challenge has been made:
  - The RO shall have direct communication with the operator of the video board and will give verbal instructions on when to show review.
  - When the RO has confirmed the impact-image is correct then he gives the order to send result to board or if the RO has control of the board then sends the result himself. When sending challenge to the board, make sure you check that what is displayed on the stadium scoreboard is the same (same line) that you have confirmed with the operator and was challenged.
  - Video shows the tracking of the ball into and out of the impact area, and then the view angle is moved to show the impact mark. The “flyover” mode is used to slow the process down “to build the moment”.
  - Graphic includes “Official Review”.
  - Graphic at bottom of screen shows “IN” or “OUT”. The “in” / “out” will not appear until after the overhead zoom to enhance the drama of the video. Television will receive the exact same feed as the video board with the graphic “OFFICIAL REVIEW” and showing “IN” or “OUT”.
- If review is not available, the RO shall notify the chair umpire and then while the chair umpire is informing the players, the graphic “Review Not Available - Original Call Stands” shall be sent to the video board. Reviews not available shall not count against the challenging players total.
  - The graphic is held until the players have reached the baselines preparing to play, at which time the board returns to the main scoreboard view.
  - The video board(s), scoreboard(s) or other location(s) must always show number of remaining challenges for each player. This information must be part of the scoreboard build.

### **Announcing**

### **Chair Umpire**

When a Challenge is made:

- The Player shall clearly express his/her desire to have the call reviewed by stating, “I challenge”. If the Chair Umpire is not 100% sure that the Player is challenging,

## X. EXHIBITS

then the Chair Umpire shall confirm with the Player prior to announcing the review request. When the Chair Umpire is satisfied that a proper Challenge request has been made, then:

- Chair Umpire shall announce over the microphone “Mr./Ms. \_\_\_\_\_ is challenging the call on the Base Line (give specific line) the ball was called IN/OUT”.
- After the review, it is not necessary to announce “The call stands, or the call is overturned” but it is optional. Then announce the score if point awarded or replay the point and then repeat the previous score. Depending on the timing, try to also announce “Mr./Ms. X has X Challenges remaining” when there is a reduction.
- If the review is not available, simply say (after informing the players) “Review is unavailable; the original call of IN/OUT stands. No challenge is charged to Mr./Ms. \_\_\_\_\_.”
- In the case where the line umpire is unsighted and the chair umpire cannot make the call, if the umpire asks for a review then he shall inform the crowd of this procedure by stating, “line umpire was unsighted – the call shall be reviewed”.
- Announce the additional challenges available at the start of each tiebreak.
- After announcing 6-games all – tie-break, announce “Both players/teams receive one additional challenge.”
- If there are no in-Stadium Video Boards or if there is a malfunction and they are not available for use, then the chair shall use the following procedures:
  1. The RO will communicate the result of the challenge to the Chair Umpire via the radio, using the following wording: “Call challenged by [name of player] on the [name of line]: the ball is IN/OUT”.
  2. The chair umpire will acknowledge the good reception of the information by immediately answering the RO using the following wording: “The result of the challenged call on the [name of line] is IN/OUT”.
  3. If the review is not available, simply say (after informing the players) “Review is unavailable; the call (in/out) stands”.
- In the event the video screen shows the mark OUT and the “IN/OUT” text graphic shows IN or the video screen shows the mark IN and the “IN/OUT” text graphic shows OUT, the protocol is as follows: 1) The mark determines IN / OUT not the text graphic. 2) The chair umpire should communicate with the RO to ensure that is correct. 3) The corrected text graphic should be displayed on the big screen, so players, officials and spectators see the corrected mistake.

### **Additional ELC procedures for Specifically for Hawk Eye**

- The Review Official will instruct the Hawkeye Operator that when the command “Stand By” is given, the operator will immediately say if the ball is “in” or “out” and give the measurement.
- Confirm specifically with the VR Operator that:
  - The system is set for the appropriate event (singles or doubles)

## X. EXHIBITS

- During warm-up, view at least one (1) test review.
- At 1 min. announcement, confirm with the System Operator and the VR Operator that all systems are go.
- In doubles, when the score reaches “Deuce” – deciding point, tell the HawkEye Operator if the receiver will be from the “Deuce” or “Advantage” side.
- Before sending the challenge to the video board double check that the distance and the decision “IN” or “OUT” given by the Hawk eye operator is corresponding with the image on the RO screen (serve, rally, singles, doubles etc.)

### Additional ELC Procedures Specifically for FoxTenn

In general, the role of the RO when working with FoxTenn is the same but there are some differences, which are going to be mentioned here.

#### Pre-match:

- Check with the RO operator that they have calibrated the lines for the appropriate event – singles or doubles.
- During the warmup look at one image of the ball to make sure the system is ready.
- **When the match starts:**
- When giving “Standby”, you must also give the exact line. So, for example: “Standby –left near sideline”.
- For FoxTenn it's very important to give the “Standby” as soon as possible because they must capture the image immediately to avoid long delays. So, you should be giving more “Standby” commands. Give the “Standby” every time if there is any chance there will be a challenge.
- When the challenge is made you will be looking at live image and need to confirm the bounce on the live image. There will be no numbers on the screen, so it's **IMPERATIVE** that you watch the match all the time to know which bounce it is.
- When the VR operator tells you “ready”, you should have graphic image of the mark on your screen with the decision “in” or “out” written. Then you can send the challenge to the video board.
- When the challenge is shown on the video board there are two images shown: live image of the ball and graphic image of the mark with the decision “in” or “out”. There may be instances when only one of those two images will be shown.
- Do not “Release” the challenge too early. It's better to hold it longer, until you are 100% sure there will be no challenge, or the next point is about to start. If you have a challenge after you released it, it will cause long delay again.
- There will be no distances given from FoxTenn, only “in” or “out”.

## X. EXHIBITS

- As FoxTenn operates differently than Hawkeye, there is no option to look at some of the close balls from the points played, so, do not ask for that.
- **IMPORTANT** to remember LANGUAGE to use:
  - o **STAND BY** and the line (ex. **STAND BY LEFT BASE**)
  - o **WORK ON IT** (when it's not sure if the ball will be challenged)
- The CU chair is shown in different position based on which camera is in use, but the **ORIENTATION POINT IS ALWAYS** the CU chair, so, left base will always be left base in relation to the CU chair, regardless of what side of the screen the chair is located at that particular challenge.

### Additional ELC Procedures Specifically for FlightScope

At the beginning of the match Remember to check the

#### 1. INITIAL SCREEN

- To ensure the correct match is loaded
- To ensure the player names are at the correct side of the court (after the coin toss)
- To ensure the number of challenges for each player is correct.
- When there is a challenge press the button **START CHALLENGE**.

#### 2. When you press **START CHALLENGE** you will see (**WAITING FOR DATA**)

- **If DATA is displayed go to point 3,**
- **if DATA NOT AVAILABLE is displayed, go to Point 8**

#### 3. If **DATA** is received you will have to **choose the ball**, which you can do in 2 ways:

- Press the dot with the number on the court (after you press it will become red), or
- Press the number at the bottom of the screen (yellow balls above "CHOOSE BALL" writing)

#### 4. After choosing the ball, you need to double check if you have chosen the correct ball and **CONFIRM BALL**

#### 5. Next step is to **confirm/change the area** (darker grey color) to the correct area

- If it is a serve, then one of the service boxes should be in darker color – if it's incorrect, touch the screen to change the box
- If it is a rally, the whole half of the court (singles/doubles) should be in darker color.

#### 6. When you confirm the area, you will see the screen with the information: "WAITING FOR RESULT" **If NO SHOTS WERE RECEIVED go to point 8.**

#### 7. After you receive the result you will have to **PREVIEW the challenge** – if everything is good and correct, press: **START ANIMATION** (system won't let you send the challenge to the board before you preview the challenge)

## X. EXHIBITS

8. At point 2 or 6 you might receive the screen with the information “**NO DATA RECEIVED**” or “**NO SHOTS WERE RECEIVED**”
- If “**NO SHOTS WERE RECEIVED**”, the procedure is to ask the operator: “**Do you have it?**”
    - o **YES** – he will input the rally from his computer to the tablet or
    - o **NEED MORE TIME** – he will look for the rally and input it to the tablet or
  - **In both cases you need to go back to the original procedure – DATA available Point 2/ SHOT available Point 7)**
  - **NO – ORIGINAL CALL STANDS** (you press red button located under match time in the right top corner), see below

### IMPORTANT INFORMATION:

1. Any time that you press the button **START CHALLENGE** the system is **LOCKED** and is not recording anything further, you have 2 buttons that you can use in case a challenge is not happening or has been cancelled:
  - If “**WAITING FOR DATA**” or “**WAITING FOR RESULT**” press **DISMISS**
  - In any other case press **RELEASE** (located in the bottom right corner)

**NOTE:** It is **very important** to **DISMISS/RELEASE** as soon as you know that there won't be a challenge to have the system fully functioning.
2. Another button that you can see is **BACK** – you can use it to go one step back at the time.
3. In point 7 you see the button **REPLAY** – you can use it to replay the preview of the challenge as many times as needed before you **START ANIMATION**.
4. In point 3-5 you can see two buttons **PREVIOUS** and **NEXT** – this is the option to see all the bounces (long rally) as on your screen when you press **START CHALLENGE** you will see last 5 bounces – **I strongly recommend NOT TO USE this buttons** unless necessary (there should be no reason to allow the challenge of the ball that is 5 shots or more back).

This system is provided by FlightScope, who at some events is also providing other services (e.g. Scoreboards).

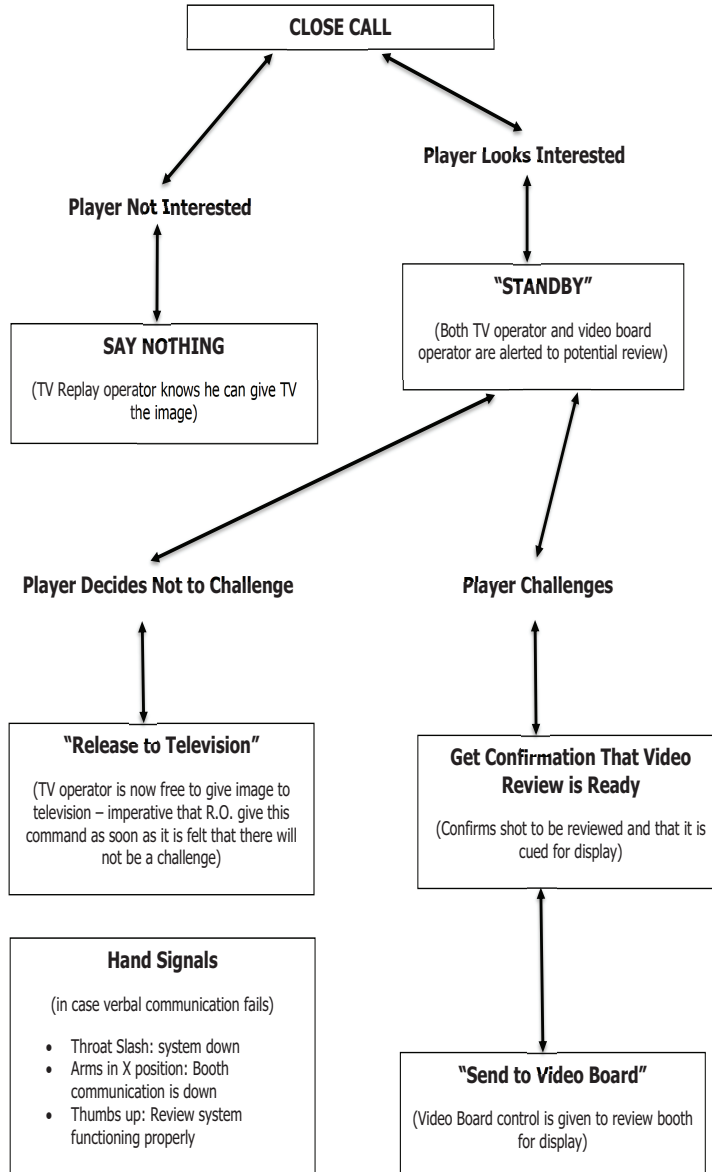
At some events whenever you press **START ANIMATION** it will go directly to the scoreboard and will automatically go off board when the animation is finished (you will have the option to press the button **OFF BOARD**-located in the bottom left corner-earlier if needed).

If FlightScope is not operating the scoreboards there will be an extra step, when you release the challenge will be sent to the vendor who will be responsible to send to the board.

# X. EXHIBITS

## Review Official Protocol for Challengeable Shot

### Review Official Protocol for Challengeable Shot



## X. EXHIBITS

### EXHIBIT V - Anti-Doping Testing Facilities Guidelines

#### Doping Control Station

The Doping Control Station must be a dedicated facility for the exclusive use of the Doping Control team for the duration of the event.

**Location:** near the locker room (but not with direct access).

**Accommodation:** a minimum of two (and preferably three) connected areas or rooms: a Sample Collection Room and a Waiting Room at a minimum, plus an Administration Room if possible, all of which should be air-conditioned or well ventilated. The Sample Collection Room should be directly connected to a toilet (for the sole use of Doping Control).

**Security:** If free-standing, a security guard should be posted to restrict admission to those with appropriate credentials. It must be lockable, with access restricted to the Doping Control team. The Doping Control Officer must be given charge of all keys to all rooms for the duration of testing.

**Hygiene:** The Doping Control Station should be cleaned every day at a time agreed with the Doping Control Officer.

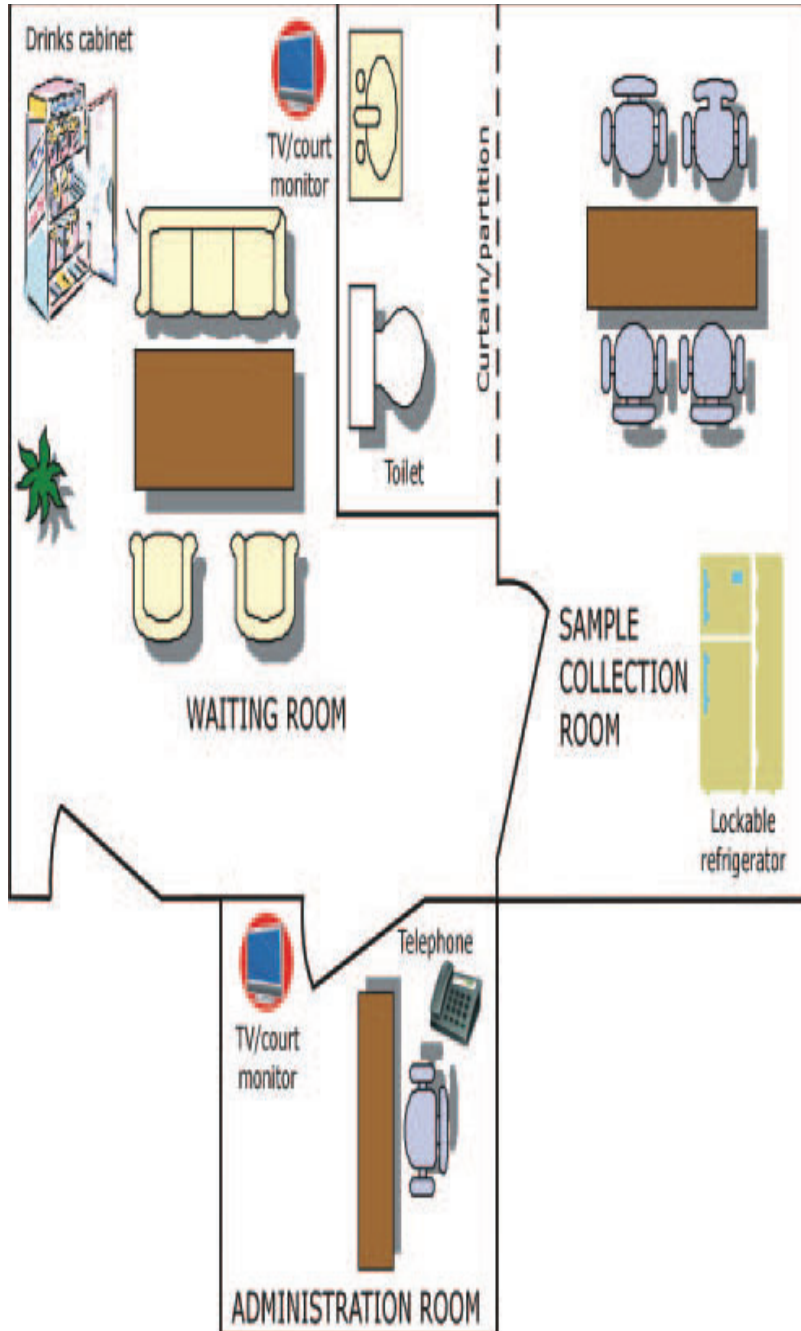
Items to be supplied in the Doping Control Station (for all draw sizes):

SAMPLE COLLECTION ROOM	WAITING ROOM
1 toilet	Comfortable seating for 8 people
Desk and 4 chairs	Refrigerator with an adequate supply of individually sealed, non-caffeniated and non-alcoholic beverages
Table to display testing materials	Table to display reading materials
TV/Court Monitor (and also in the Administration Room if provided)	TV/Court Monitor
Mains electricity supply	Waste bin
Lockable refrigerator	
2 large waste bins	
Sink, with soap or hand wash	
paper towels	
Storage cupboard	

A suggested layout for a doping control station is shown in the following diagram:



## X. EXHIBITS



## **X. EXHIBITS**

### **EXHIBIT W - Retractable Roof Policy**

Whenever practical, playing conditions on the center court will remain the same as on all other courts.

In the event rain is falling prior to the scheduled starting time of the match, the roof will remain closed for the duration of that match.

If the rain stops and the forecast is good, the roof may be opened after the match in progress is completed. Decisions on re-opening the roof will be made on a match-by-match basis depending upon current conditions and the forecast.

If play commences with the roof open, a decision to close the roof will normally be made after play has stopped because of rain, although if other factors warrant the roof to be closed prior to this, the Supervisor will make that decision.

The roof will not normally be closed because of the threat of rain.

In the event high winds, sufficient to harm the retractable roof, are forecast with reasonable certainty, the roof may be closed prior to the start of the match. The reverse is applicable when the roof is closed and high winds or other conditions necessitate, for safety reasons, that the roof be opened.

In the event that the temperature is below 50F / 10C prior to the start of a match, in order to enhance the fan experience, the roof may be closed as directed by the Supervisor. Decisions on whether to close the roof for cold will be made on a match-by-match basis.

In some instances, the roof must be partially closed for the lights to function properly. In this case, the roof must be partially closed prior to the start of the match.

The ATP Supervisor shall be the final authority on all decisions regarding the

## X. EXHIBITS

### EXHIBIT X - Writing Table For Umpire Chairs

In an effort to provide a comfortable platform for the Chair Umpires to place their hardware such as tablet, walkie-talkie, net device handset, it is requested that all tournaments attach a writing table according to the instructions below to the Chair Umpire's chairs on all match courts.

This simple and low cost upgrade will contribute tremendously to reduce scoring errors caused by data being accidentally entered as a result of the umpire holding the tablet in their hand and ease the process of entering data in the tablet.

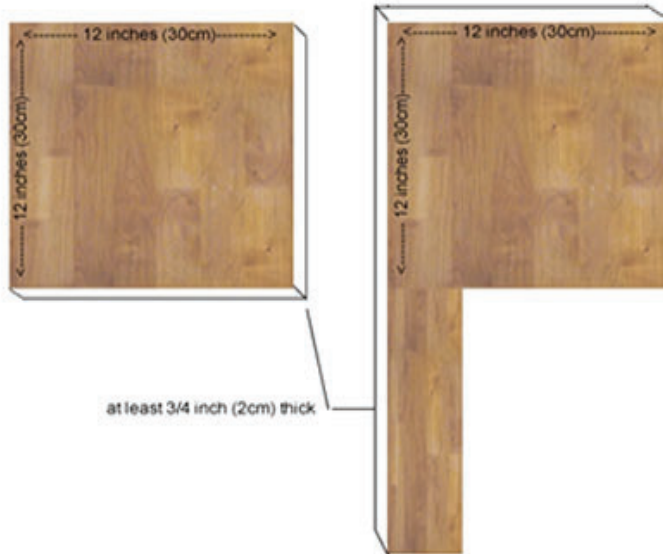
When setting up the writing tables, please make a note of the following:

- Attach the writing table to the right side armrest. If there is a microphone attached to the chair, the microphone must be installed on the left side of the chair so as not to interfere with the writing platform on the right side armrest.
- Ensure that the writing table is installed with the slender end at the back of the armrest. The design is made considering most armrests are 20 inches (50.8 cm) long and 3 inches (7.62 cm) wide. This design calls for the overall dimension of 32 inches (81.28 cm) which leaves a full 12 inches (30.48 cm) of space in front of the umpire for the various equipment.
- A standard wood product could be used. For example, in the USA a 1 x 12 could be used and just cut to length and ripped for the 9 x 20 piece that is taken out. The actual dimension of a 1 x 12 is 11 ½ inches wide by ¾ inches thick. A comparable product could also be used in countries using the metric standard.



## X. EXHIBITS

Writing Table



## X. EXHIBITS

### Writing Table

correct placement



writing table should be installed so that the main writing surface extends past the end of the armrest by at least 9 inches.

incorrect placement



## X. EXHIBITS

### EXHIBIT Y - Premier Player Protocol

**Premier Player Group.** Players ranked as a year-end top 30 player (commitment players) or have a current protected ranking within the top 10 are eligible to be selected in the premier player group for purposes of fulfilling the restriction on who is eligible to be named as an additional Wild Card at an ATP Tour 500 event. The size of the premier player group shall be six (6) players plus two (2) alternates selected as follows:

Six (6) players shall be selected as "regional" premier players (A+) by each of the three (3) regions (Americas, European and International). Each region shall also designate two (2) alternates as A1 and A2. The regional CEO's shall solicit input from their respective events to determine the six (6) regional selections, plus alternates. These six (6) players and the two (2) alternates shall be presented to the Board at the final Board meeting of the previous year for approval.

In the event that an A+ player becomes injured or otherwise is not able to compete for an extended period of time, as specified below, he will be replaced by the A1 player designated by the region.

The same procedure will be followed in the event that a second player needs to be replaced as determined below.

If additional A+ players are required and the designated A1 and A2 players have already been promoted or are otherwise not available, then the A+ replacement player will be the next highest ranked player on the most current FedEx ATP Rankings.

**Replacement protocol.** The replacement of a Premier Player will automatically occur when any of the following apply:

- 1) A Premier Player has withdrawn / retired from an event due to illness or injury and has been out of competition for sixty (60) days; or
- 2) A Premier Player has announced that due to illness / injury or other reasons he will be out of competition for a period of at least sixty (60) days; or
- 3) A Premier Player announces his retirement; in this case he is replaced immediately following his last event.

**Note:** The count shall begin on the withdrawal deadline date; the date of the retirement; the date of the late withdrawal; or the date of the on-site withdrawal, whichever was chronologically first.

A player must not compete in any other tennis event during those periods.

If the replaced player returns to competition during the season, he shall be reinstated as a premier A+ player upon the start of his first match (singles or doubles) in his first ATP Tour event.

## X. EXHIBITS

### EXHIBIT Z - Player Gym

The minimum requirements for the on-site player gymnasium are as follows:

#### ATP Tour Masters 1000 / 500 events

##### Area:

Draw Size	32	48/56	96
Gym Size (area)*	75 m <sup>2</sup> / 807 sq ft	100 m <sup>2</sup> / 1,076 sq ft	125 m <sup>2</sup> / 1,345 sq ft

\*For joint events the size is to be increased by 50%.

##### Equipment:

Draw Size	32	48/56	96	Comments
Equipment:				
Treadmills	2	3	4	
Stationary bikes	2	3	4	
Elliptical machine	1	1	2	
Free weights	1 set	1 set	2 sets	Set = 1,2,4,6,8,10,15 kg (2 of each weight)
Exercise mats	4	6	10	
Swiss balls	2 sets	3 sets	4 sets	Set = a 50 cm ball and a 75 cm ball
Cable machine or similar	1	1	2	Similar to a Bilt QUAD machine
Sets of bands	2 sets	3 sets	4 sets	Set = 3 different resistance bands with handles
Wobble board	1	1	2	Example: Bosu Pro-Balance trainer/ Theraband Balance platforms (foam)
Weighted balls	1 set	1 set	2 sets	Set = 1,2,4, 6 & 8 kg balls
Foam Rollers	2	2	3	

##### Additional Equipment / Supplies:

- a) Adequate supply of bottled water for hydration.
- b) Anti-bacterial wipes for hygiene.
- c) Mirrors on walls (to check form).
- d) TV monitor(s) for live scores and live action.
- e) In addition to floor space for cardio equipment and weight machine(s), there must be ample space for functional exercises and utilization of the medicine balls, Swiss balls, and free weights and tubing. Area for stretching and work with coach, physio or strength and conditioning specialist is as important as the footprint for the cardio and weight machines.

#### ATP Tour 250 / Challenger events (ATP Challenger Tour events as recommendation)

All ATP Tour 250 events should provide on-site and free of charge a fully equipped gym of adequate size with the proper equipment as shown above under requirements for a 1000 / 500 event. If the Official Tournament Hotel has a fully equipped gym, which is available to all players free of charge, then the tournament must provide at a minimum an area designated for warm-up / cool-down with the following minimum amenities:

## **X. EXHIBITS**

- a) 1 Treadmill
- b) 2 Upright Bikes
- c) Stretching Area with exercise mats
- d) 2 sets of Bands
- e) 1 set of Medicine Balls
- f) 2 Foam Rolls
- g) 1 Set of dumb-bells (see recommended weights above under 1000/500 requirements)
- h) 1 Swiss Ball
- i) 1 Wobble board

The space should be large enough to allow for stretching, functional exercise, as well as to use the cardio equipment (Treadmill and bike).



# X. EXHIBITS

## EXHIBIT AA - Mandatory Physical



### **MANDATORY PHYSICAL / COMPETITION CLEARANCE**

*See instructions on how to submit this form to ATP below*

Player Name: \_\_\_\_\_ Date of Birth (DD/MM/YYYY) \_\_\_\_ / \_\_\_\_ / \_\_\_\_\_

I certify that \_\_\_\_\_, a patient of mine has been medically evaluated and is:  
[Insert player name]

Check One:

Deemed medically fit to participate in playing competitive tennis

Not deemed medically fit to participate in playing competitive tennis

DATE OF EVALUATION: \_\_\_\_\_

LOCATION OF EVALUATION: \_\_\_\_\_

LIST ANY LIFE-THREATENING  
MEDICAL CONDITIONS: \_\_\_\_\_  
\_\_\_\_\_  
\_\_\_\_\_

I further certify that I am licensed to practice medicine in \_\_\_\_\_,  
License No. \_\_\_\_\_.

\_\_\_\_\_  
Print Name of Physician

\_\_\_\_\_  
Signature of Physician

Date: \_\_\_\_\_

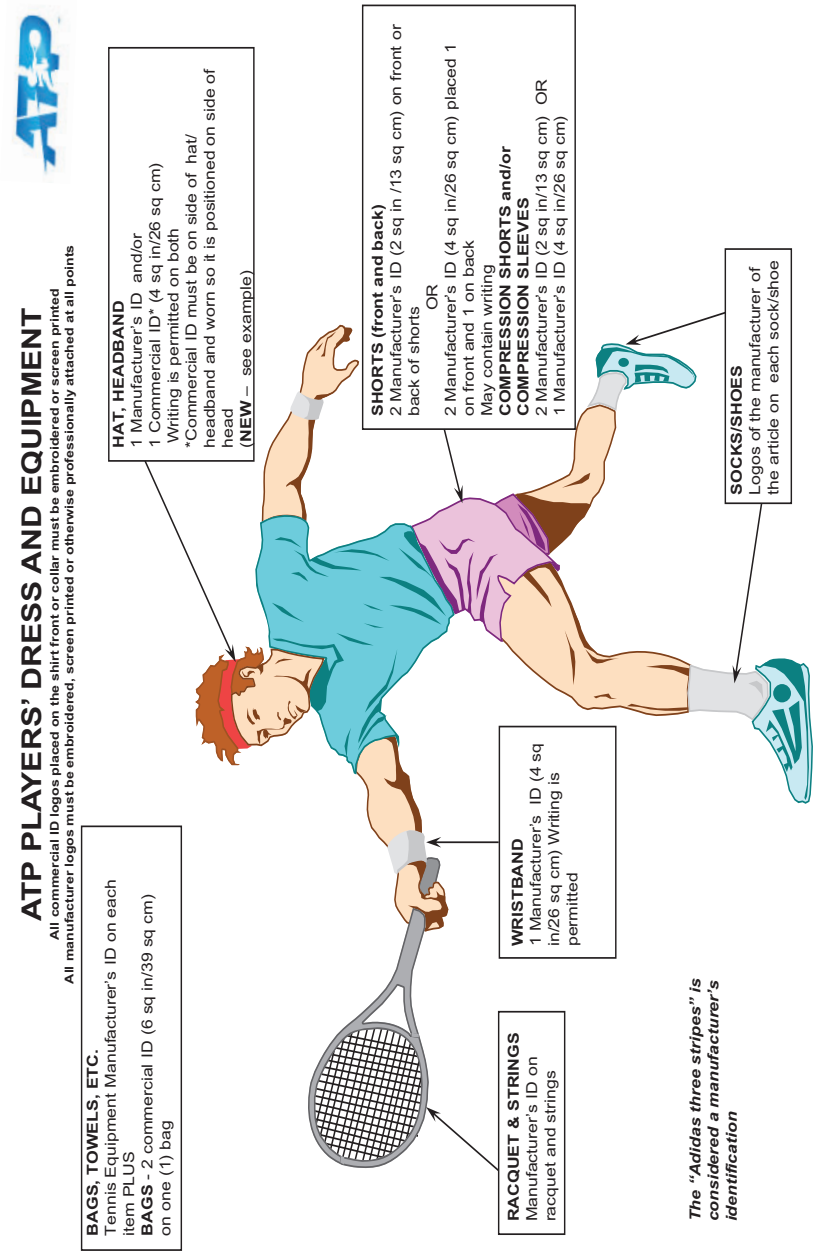
Contact Telephone Number:  
\_\_\_\_\_

### **\*\*\*IMPORTANT INSTRUCTIONS TO PHYSICIAN\*\*\***

Please immediately fax the completed form to the attention of Todd Ellenbecker at  
**+1.904.758.5312** or scan and email the form to: [todd.ellenbecker@atptour.com](mailto:todd.ellenbecker@atptour.com)

# X. EXHIBITS

## EXHIBIT AB - Clothing Logos



### ATP PLAYERS' DRESS AND EQUIPMENT

All commercial ID logos placed on the shirt front or collar must be embroidered or screen printed  
 All manufacturer logos must be embroidered, screen printed or otherwise professionally attached at all points



**BAGS, TOWELS, ETC.**  
 Tennis Equipment Manufacturer's ID on each item PLUS  
**BAGS** - 2 commercial ID (6 sq in/39 sq cm) on one (1) bag

**HAT, HEADBAND**  
 1 Manufacturer's ID and/or  
 1 Commercial ID\* (4 sq in/26 sq cm)  
 Writing is permitted on both  
 \*Commercial ID must be on side of hat/headband and worn so it is positioned on side of head  
**(NEW - see example)**

**RACQUET & STRINGS**  
 Manufacturer's ID on racquet and strings

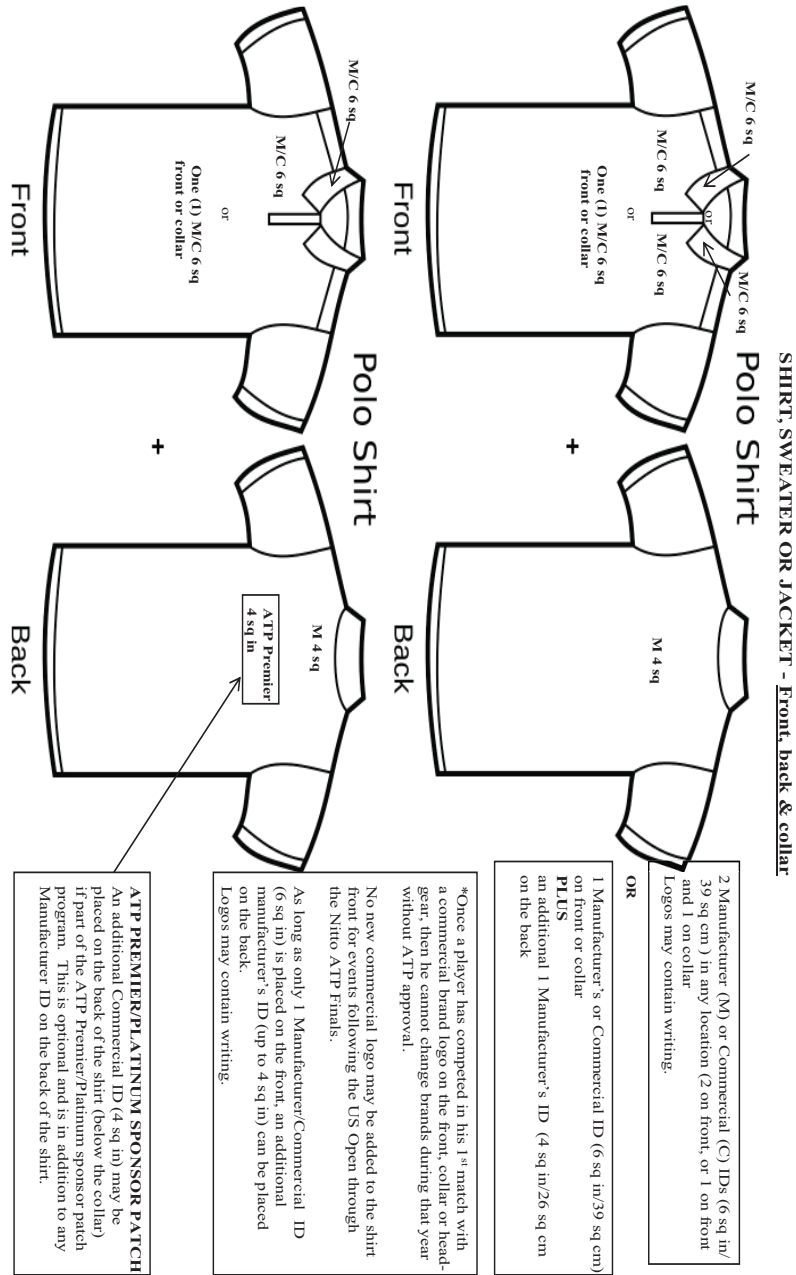
**WRISTBAND**  
 1 Manufacturer's ID (4 sq in/26 sq cm) Writing is permitted

**SHORTS (front and back)**  
 2 Manufacturer's ID (2 sq in /13 sq cm) on front or back of shorts  
 OR  
 2 Manufacturer's ID (4 sq in/26 sq cm) placed 1 on front and 1 on back  
 May contain writing  
**COMPRESSION SHORTS and/or COMPRESSION SLEEVES**  
 2 Manufacturer's ID (2 sq in/13 sq cm) OR  
 1 Manufacturer's ID (4 sq in/26 sq cm)

**SOCKS/SHOES**  
 Logos of the manufacturer of the article on each sock/shoe

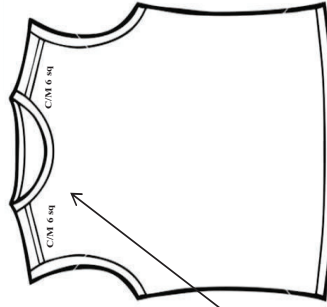
The "Adidas three stripes" is considered a manufacturer's identification

# X. EXHIBITS

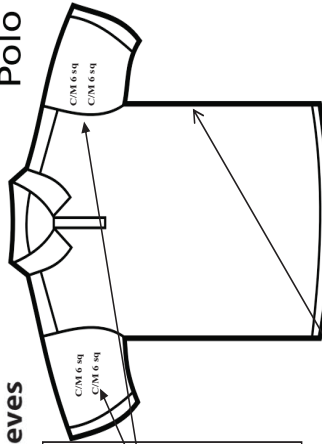


# X. EXHIBITS

## Sleeveless



## Polo



## Sleeves

**SLEEVES**  
 2 Commercial (C) ID (non-manufacturer)  
 or Manufacturer ID on each sleeve not to  
 exceed 6 sq in/39 sq cm

Maximum of 2 ID's may be placed  
 Within each 6 square inch position.  
 1 patch = 6 sq in

C/M	C/M
-----	-----

**NOTE:** Commercial ID's can be different.  
 Logos may contain writing.

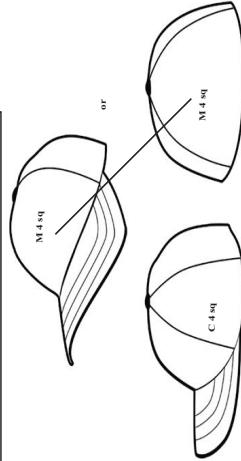
**OTHER**  
 1 Manufacturer (without manufacturer name or  
 writing may be placed once or repeatedly within  
 an area not to exceed 1.2 sq in in one of the  
 following locations:  
 On each of the shirt sleeves OR  
 On the outer seams (sides of the torso)

**SLEEVELESS**  
 If sleeveless, then 2 logo positions of the Commercial (C) ID (non-manufacturer) or manufacturer  
 ID may be placed on the front, however neither shall exceed 6 sq in/ 39 sq cm.

If only one logo is placed on the front or collar, then one manufacturer logo (4 sq in/26 sq cm)  
 may be placed on the back of the shirt.

**HAT/HEADBAND**  
 1 Manufacturer's ID not to exceed 4 sq in/26 sq cm  
 and /or  
 \* 1 Commercial (C) ID (non-manufacturer) not to exceed 4 sq in/26 sq cm.

- The Commercial logo must be on the side of the hat/headband and must be worn so that it is posi-  
 tioned on the side of the hat.
- No hat or headband with or without logos may be worn during the awards ceremony.
- \* Once a player has competed in his 1<sup>st</sup> match with a commercial ID, then he cannot change brands  
 during that year without ATP approval.



# X. EXHIBITS

## EXHIBIT AC - Sample Basic Accreditation Policy Wording

### 1. SCOPE AND TERM OF ACCREDITATION

- 1.1. This accreditation policy (the **Policy**) shall be binding on any person (the **Accreditee**) who has applied for or been issued with a temporary or permanent accreditation (the **Accreditation**) by or on behalf of [insert name of Tournament owner] (the **Accreditor**) in respect of the [insert year] [insert Tournament name] (the **Tournament**) whether on his/his own account, on behalf of an employer, or on behalf of any person or company he/she is working with (in whatever form) in respect of the Tournament.
- 1.2. With effect from the date of signature or online acceptance of this Policy, this Policy shall supersede and replace any prior agreement, understanding, arrangement, representation or document, whether written or oral, entered into between the Accreditor and the Accreditee with respect to the subject matter of this Policy.

### 2. TERM

- 2.1. This Policy shall come into effect and be binding as between the Accreditor and Accreditee from the date of signature or online acceptance of this Policy by the Accreditee and shall terminate upon the conclusion of the Tournament in the relevant year (save that the Accreditee and the Accreditor agree that paragraphs 3.1.3, 3.1.5, 3.1.11, 3.1.13, 3.1.21 (inclusive) and paragraphs 4, 5 and 6.4 shall survive expiry or termination of this Policy).
- 2.2. The Accreditation provided to the Accreditee shall at all times remain the property of the Accreditor and be subject to the Accreditee complying with the terms of this Policy. The Accreditor may, at any time and in its sole discretion: (i) terminate this Policy; (ii) rescind any Accreditation provided to the Accreditee for the current year; (iii) reject any applications for future Accreditation; and/or (iv) eject the Accreditee from the Tournament site, and/or take legal action against the Accreditee for breach of this Policy.

### 3. TERMS AND CONDITIONS

- 3.1. In consideration for the grant to the Accreditee of his/her Accreditation, the Accreditee hereby agrees, undertakes and/or acknowledges (as applicable) that:

#### General

- 3.1.1. the Accreditation is strictly non-transferable and in particular the Accreditation may not be used as a prize or give-away or as part of any competition or promotion or other similar activity;
- 3.1.2. the Accreditation must be worn correctly at all times (with any photo clearly visible – if applicable) and be visible and accessible to be scanned or otherwise checked prior to entry and exit from the Tournament site, and at relevant areas within the Tournament site, at all times;
- 3.1.3. he/she shall not alter, edit or otherwise amend the Accreditation or make or take any copy of the Accreditation or provide any third party with the Accreditation, any photograph or copy of the Accreditation (whether directly or indirectly by way of social media for example);
- 3.1.4. he/she shall abide by all instructions, orders and directions given to the Accreditee by the Accreditor or any Tournament official, employee or agent and if the Accreditee is at any time unsure whether to comply with such instruction, order or

## X. EXHIBITS

direction he/she must contact

- 3.1.5. to the extent permitted by law, the Accreditee grants (free of charge) to the Accreditor and ATP Tour, Inc. (the ATP) the perpetual right to make and use, exhibit and reproduce worldwide at their discretion, the Accreditee's name, voice, biographical material, likeness, image and/or any visual description of the Accreditee made during the Tournament for: (i) promotion and publicity of the Tournament; (ii) information and news in relation to the Tournament; (iii) audio visual coverage and broadcast of the Tournament; and (iv) archive purposes. The Accreditee acknowledges and agrees that such use of his/her name, voice, biographical material, image and/or any visual depiction by the Accreditor or the ATP may be effected by way of any technologies, distribution techniques or media and without compensation;
- 3.1.6. he/she shall conduct himself/herself and act generally in a manner that will not: (i) bring the Tournament, the ATP (or any of its subsidiaries), the Accreditor or the game of tennis into disrepute; or (ii) otherwise inhibit the enjoyment of any other party in attendance at the Tournament;

### Ground Regulations/Access

- 3.1.7. he/she shall comply with the Tournament Ground Regulations which can be found at [\[insert web address\]](#) and as attached as Appendix 1 to this Policy;
- 3.1.8. he/she shall directly or indirectly access only those areas of the Tournament site specifically allowed by the Accreditation and necessary for the Accreditee to perform activities directly related to the purpose for which the Accreditation is granted;

### Players

- 3.1.9. he/she shall not film any player anywhere within the Tournament site without having obtained the player's prior written permission, unless the filming is being done for noncommercial purposes and is not for more than :60 seconds;
- 3.1.10. players and their registered coaches may film a players' practice session within the Tournament site provided that such film may only be used for their own personal use and shall not be used for any commercial purposes.
- 3.1.11. he/she shall not expressly or impliedly associate any player with any products, services or brands (including, but not limited to, the products, services or brands of the Accreditee's employer);
- 3.1.12. players' press conferences shall be held in press conference rooms or other designated areas, and only authorized accredited media representatives may access the press conference;

### Photographs/Filming (General)

- 3.1.13. other than where approved in advance in writing by the Accreditor or as set out in paragraphs 3.1.14.8, 3.1.15 and 3.1.16 below, the Accreditee is strictly forbidden to film, broadcast, stream, publish, transmit and/or otherwise offer to the public (or assist any third party in offering to the public), on a live or on a delayed basis, in whole or in part, and whether on a free basis or subject to payment, any sound recording, video footage, motion picture, film and/or other audio-visual content captured by any means whatsoever inside the Tournament site (including, without limitation, the competition courts, the practice courts and inside any restricted areas including locker rooms and areas reserved for players) regard-

## X. EXHIBITS

less of the means of transmission or media whether now known or in the future (all of such rights, being Broadcast Rights), other than to the extent expressly permitted under this Policy;

- 3.1.14. subject to paragraphs 3.1.15 and 3.1.16 below, the Accreditee is in particular prohibited from:
- 3.1.14.1. filming Tournament matches, regardless of the category (e.g. singles, doubles, junior, wheelchair tournament, legends trophy) or courts (including competition courts and practice courts);
  - 3.1.14.2. undertaking or facilitating live or delayed broadcast coverage (including, by way of example only, live broadcasting/streaming through platforms such as Periscope or Meerkat) from any location within the Tournament site whatsoever;
  - 3.1.14.3. filming or producing studio or stand up footage within the Tournament site, whether by way of live or delayed broadcast;
  - 3.1.14.4. soliciting and/or filming personal interviews of players;
  - 3.1.14.5. selling footage filmed within the Tournament site;
  - 3.1.14.6. producing a magazine or specific program relating to the Tournament and containing footage filmed at the Tournament;
  - 3.1.14.7. associating himself/herself with any footage filmed within the Tournament site or with the trademarks, logos or distinctive signs of the Tournament and/or the Accreditor;
  - 3.1.14.8. publishing any photographs or footage captured anywhere on the Tournament site during the Tournament for any purpose, except that this shall not prevent the Accreditee from publishing still photographs or video that is less than :60 seconds from the Tournament on his/her personal social media account(s) for solely non-commercial purposes; and/or
  - 3.1.14.9. associating, directly or indirectly, all or part of photographs, footage or other audio-visual content captured within the Tournament site with any brand and/or name, whether commercial or not, especially as a part of a sponsorship;

### **Official Broadcast Partners**

- 3.1.15. if the Accreditee is working on behalf of a radio, TV or other media channel, network or platform which has acquired or is otherwise in bona fide possession of legally enforceable Broadcasting Rights to the Tournament (an Official Broadcast Partner), such Accreditee (an Official Broadcast Accreditee) shall be entitled to exercise the Broadcast Rights only to the extent permitted by, and strictly in accordance with, the terms of: (i) the relevant agreement between the owner/licensor of the relevant Broadcast Rights and the Official Broadcast Partner on whose behalf the Accreditee is working; and (ii) any other applicable documentation issued to the Accreditee by the Accreditor from time to time in relation to the exercise of those Broadcast Rights. In the event of any conflict or inconsistency between a term in the documentation referred to in (i) and a term of this Policy or the documentation referred to in (ii), the term in the documentation referred to in (i) shall prevail. Further, any such Accreditee agrees (x) not to onward supply, sublicense or otherwise make any scores or related statistical data from the Tournament available to any third party for use not related to the broadcast, and (y) to restrict their use of such scores and data to use on a contemporaneous basis within the live broadcast of any match, any other uses shall be subject to a delay of at least :30 seconds;

## **X. EXHIBITS**

### **News Agencies**

3.1.16. if the Accreditee is not an Official Broadcast Accreditee but has been granted Accreditation by the Accreditor to in order to provide news, information, data and/or reporting in relation to the Tournament, (any such Accreditee, an Official News Access Accreditee), he/she shall be entitled to exercise the Broadcast Rights only to the extent permitted by, and strictly in accordance with, the terms of: (i) the relevant mandatory news access regulations (or similar), if any, prescribed under applicable law in the territory in which the Tournament takes place; and (ii) any other applicable documentation issued to the Accreditee by the Accreditor from time to time in relation to any such news access or reporting. In the event of any conflict or inconsistency between a term in the regulations referred to in (i) and a term of this Policy or the documentation referred to in (ii), the term in the regulations referred to in (i) shall prevail. Further, such Accreditee agrees that he/she will not disseminate, transmit, publish or release from the grounds of the Tournament any live match score or related live statistical data until :30 seconds after the actual occurrence of the incident of match play or action that leads to such live score update (e.g., a point being scored), and that such use shall be solely for news reporting and editorial use;

### **Assignment of copyright**

3.1.17. if and to the extent that the Accreditee obtains, acquires or exercises any Broadcast Rights other than as expressly permitted pursuant to paragraphs 3.1.15 or 3.1.16 above, the Accreditee hereby assigns all such Broadcasting rights (including all intellectual property rights therein), by way of a present assignment of past, present and future rights, to the Accreditor (or its nominee). The Accreditee shall do and execute all such further acts and things as are reasonably required to give full effect to the assignment referred to in this paragraph 3.1.17. All goodwill arising from the Accreditee's use or exploitation of any such Broadcast Rights shall accrue to the Accreditor (or its nominee);

### **Tournament Website**

3.1.18. no text, photo and/or audio or video content whatsoever from the Tournament official website ([insert website](#)) or from the Accreditor's or the ATP's official websites shall be reproduced and/or represented, in any manner whatsoever, on any other media without the prior written consent of the Accreditor and/or the ATP;

### **Data**

3.1.19. unless approved in advance in writing by the Accreditor or ATP, the Accreditee may not continually collect, disseminate, transmit, publish or release from the grounds of the Tournament any match scores or related statistical data (the Statistical Data), during match play (from the commencement of a match through its conclusion) for any commercial, betting or gambling purpose. In particular he/she shall not use any communication device (including without limitation a mobile telephone, tablet or laptop) to transmit Statistical Data to a third party in connection with the placing of a bet or for any improper, corrupt, fraudulent or otherwise unlawful purpose whatsoever. As between the parties, the Accreditor remains the sole and exclusive owner of the Statistical Data;

### **Gambling**

3.1.20. he/she shall not engage, whether directly or through an intermediary and regardless of the method (including, without limitation, by way of using online communication techniques) in any form of gambling or betting activity whatsoever



## **X. EXHIBITS**

including private gambling or between physical persons in connection with the Tournament. Further, the Accreditee shall not communicate to any third party any privileged information within the scope of his or her function and unknown to the public in connection with the Tournament, nor shall the Accreditee communicate to any third party any privileged information acquired within the scope of his or her Accreditation and unknown to the public in connection with the Tournament; and

- 3.1.21. without prejudice to paragraph 3.1.20 above, he/she shall comply with the terms of the Tennis Anti-Corruption Program (available for download at <http://www.tennisintegrityunit.com/player-resources>).

### **4. DATA PROTECTION**

- 4.1. The Accreditor may use the Accreditee's personal details (including his/her photograph) for the purposes of: assessing a request for Accreditation, administration, marketing and/or vetting/security checking. The Accreditor may also disclose the Accreditee's personal details to its service providers and agents for these purposes and to the ATP/other tournament owners where the Accreditor reasonably believes that the Accreditee poses a risk in relation to the security, staging or commercial rights of other tournaments.
- 4.2. The Accreditor shall comply with applicable laws when processing the Accreditee's personal details as described in paragraph 4.1 above.

### **5. INDEMNITY AND LIMITATION OF LIABILITY**

- 5.1. The Accreditee hereby indemnifies and holds harmless the Accreditor and ATP against any direct loss or damage to the Accreditor or ATP or their employees, officers or agents or arising out of any dispute, proceedings, claim suit or other action brought against the Accreditor or ATP or their employees, officers or agents by any third party resulting from or in any way connected with (i) negligence or misconduct of the Accreditee at the Tournament site; or (ii) a breach of this Policy by the Accreditee.
- 5.2. PROVIDED THAT NOTHING IN THIS POLICY SHALL EXCLUDE OR LIMIT EITHER PARTY'S LIABILITY FOR DEATH OR PERSONAL INJURY CAUSED BY THE NEGLIGENCE OF THAT PARTY OR THEIR AGENTS OR EMPLOYEES, OR IN RESPECT OF ANY OTHER LIABILITY THAT CANNOT BE LIMITED OR EXCLUDED BY APPLICABLE LAW, NEITHER THE ACCREDITOR NOR ATP SHALL HAVE ANY LIABILITY TO THE ACCREDITEE EITHER IN CONTRACT, TORT (INCLUDING NEGLIGENCE OR BREACH OF DUTY) OR OTHERWISE FOR ANY LOSS, DAMAGE OR EXPENSE SUFFERED BY THE ACCREDITEE, HOWSOEVER CAUSED.

### **6. MISCELLANEOUS**

- 6.1. The Accreditor nominates [insert job title] as the representative (the Tournament Representative) to whom the Accreditee should direct any queries or complaints in connection with his/her Accreditation or the terms of this Policy.
- 6.2. The Accreditor may alter this Policy at any time in its sole discretion if it reasonably believes that such changes are necessary to protect the legitimate interests of the Accreditor and/or the Tournament, and the Accreditee must comply with the Policy as amended.
- 6.3. If any paragraph in this Policy is rendered void or unenforceable by any court or authority of competent jurisdiction then all other provisions of this Policy will

## **X. EXHIBITS**

remain in full force and effect and will not in any way be impaired provided the parties agree a replacement provision which is as close as is legally permissible to the provision found invalid or unenforceable.

- 6.4. The Accreditation and this Policy shall be governed by the laws of [insert jurisdiction] and the Accreditor and Accreditee agree that the courts of [insert jurisdiction] shall have exclusive jurisdiction over any dispute (whether contractual or non-contractual) in relation to this Accreditation Policy.